



# 2021

# S1

**EUROPE**

PRODUCT GUIDE

**CCM** **ALL OUT.**

**FOR 120  
YEARS  
WE HAVE  
STOOD  
FOR THE  
BEST  
IN**

**HOCKEY.**

**IN 1905,  
JOSEPH HENRY "BAD JOE" HALL  
CHALLENGED  
GEORGE TACKABERRY  
TO MAKE HIM A BETTER SKATE.**

**THE RESULT WAS THE FIRST TACKS,  
THE BEST FITTING AND FASTEST  
HOCKEY SKATE  
EVER MADE AT THAT TIME.**

**TODAY,  
WE COMBINE CUTTING EDGE  
TECHNOLOGY WITH 4AM SESSIONS  
ON THE ICE TO MAKE GEAR THAT'S  
LIGHTER, FASTER AND STRONGER  
SO THAT YOU CAN BE YOUR  
B E S T**



**THE ROAD TO THE NEXT LEVEL NEVER ENDS, SO YOU ARE CONSTANTLY PUSHING YOURSELF TO BE STRONGER, FASTER AND SMARTER THAN YOUR OPPONENTS - FROM EARLY MORNINGS TO LATE NIGHTS ON THE ICE, YOU NEVER STOP.**

**FOR OVER 120 YEARS, CCM HAS LIVED BY THE SAME CODE: ALL OUT. ALL THE TIME. WE CONSTANTLY PUSH OURSELVES TO CREATE MORE EFFECTIVE DESIGNS, DO MORE TESTING, AND SPEND MORE HOURS COLLABORATING ON AND OFF THE ICE WITH THE BEST IN THE WORLD; BECAUSE WE'RE OBSESSED WITH CREATING GEAR THAT WILL GIVE YOU THE CONFIDENCE TO GO ALL OUT.**

**WEBSITE**  
CCMHOCKEY.COM

**TO START YOUR B2B ONLINE SHOPPING, GO TO**  
[WWW.B2BCCMHOCKEY.COM](http://WWW.B2BCCMHOCKEY.COM) AND CLICK ON "REQUEST LOGIN".

FIND US ON  
**SOCIAL  
MEDIA**



[WWW.FACEBOOK.COM/CCMHOCKEY](http://WWW.FACEBOOK.COM/CCMHOCKEY)



@CCMHOCKEY



CCMHOCKEY



CCM\_OFFICIAL

## HEAD OFFICE LOCATIONS

### NORTH AMERICA

CCM HOCKEY  
3400, RAYMOND-LASNIER,  
MONTRÉAL, QUÉBEC  
H4R 3L3, CANADA  
TEL.: (800) 636-5895  
FAX: (800) 636-5751

### EUROPE

CCM HOCKEY AB  
GÅRDSVÄGEN 13  
SE 16970 SOLNA  
SWEDEN  
TEL.: + 46 (0) 8 522 352 00  
FAX: + 46 (0) 8 522 352 10

© 2020 SPORT MASKA INC. ALL RIGHTS RESERVED. CCM®, SUPERTACKS®, RIBCOR® AND THE CCM STYLIZED LOGO REGISTERED TRADEMARKS OF SPORT MASKA INC.

NHL AND THE NHL SHIELD ARE REGISTERED TRADEMARKS OF THE NATIONAL HOCKEY LEAGUE. ALL NHL LOGOS AND MARKS AND TEAM LOGOS AND MARKS DEPICTED HEREIN ARE THE PROPERTY OF THE NHL AND THE RESPECTIVE TEAMS AND MAY NOT BE REPRODUCED WITHOUT THE PRIOR WRITTEN CONSENT OF NHL ENTERPRISES, L.P. © NHL 2020. ALL RIGHTS RESERVED. © PHOTOS: GETTY IMAGES.

† : THIS CATALOG MAY REFER TO THE FOLLOWING TRADEMARKS WHICH ARE OWNED BY THE COMPANIES WHOSE NAMES APPEAR AFTER THE TRADEMARK: AHL - AMERICAN HOCKEY LEAGUE; CLARINO - HURARAY CO. LTD.; CHL - CANADIAN HOCKEY LEAGUE; LYCRA, SPANDEX AND SURLYN - E.I. DUPONT DE NEMOURS AND COMPANY; ECHL - ECHL INC.; PLAYDRY - REEBOK INTERNATIONAL LTD; TACTEL - INVISTA; VELCRO - VELCRO INDUSTRIES B.V.; THINSULATE IS A TRADEMARK OF 3M, USED UNDER LICENSE IN CANADA; D30® - DESIGN BLUE LTD.; JETSPED - TAYLORMADE GOLF COMPANY INC.; SIGMATEX - SIGMATEX (UK) LIMITED; POLYGIENE - POLYGIENE AB; FLUID INSIDE - MIPS AB.

WARNING : HOCKEY IS A DANGEROUS COLLISION SPORT. WE RECOMMEND THAT PROTECTIVE EQUIPMENT AND A CERTIFIED HELMET BE WORN AT ALL TIMES.

SPORT MASKA INC. RESERVES THE RIGHT TO CHANGE ALL PRODUCT SPECIFICATIONS AND/OR CUSTOM PROGRAMS. WHILE THE INFORMATION SHOWN IN THIS PUBLICATION WAS CORRECT AT THE TIME OF PRINTING, WE RESERVE THE RIGHT TO DISCONTINUE THE SALE OF PRODUCT OR CHANGE SPECIFICATIONS OR DESIGNS WITHOUT NOTICE OR OBLIGATION. COPYRIGHT © SPORT MASKA INC. 2020. ALL RIGHTS RESERVED. PRINTED IN CANADA. 🍁

# TRUST THE CODE

PURSUE

THE

NEXT

LEVEL.



## TABLE OF CONTENTS

### PLAYER

SKATES .....	6 - 21
SKATES ACCESSORIES .....	22 - 23
SKATES ARCHITECTURE .....	24 - 25
STICKS.....	26 - 34
NAMEBAR PRINTER.....	35
STICK CURVES.....	35
STICKS ARCHITECTURE .....	36 - 37
PROTECTIVE .....	38 - 69
PROTECTIVE SIZING CHART .....	70 - 71
PROTECTIVE ARCHITECTURE .....	72 - 77
REFEREE.....	78 - 79
BANDY.....	80 - 85

### GOALIE

EFLEXS GEAR .....	88 - 92
AXIS GEAR .....	94 - 96
RETRO FLEXS GEAR .....	98 - 99
YTFLEX GEAR .....	100 - 101
GOALIE GEAR ACCESSORIES .....	102
SKATES.....	104 - 105
SKATES ACCESSORIES.....	106
STICKS.....	108 - 110
STICK CURVES.....	111
PROTECTIVE .....	111 - 117
MASKS.....	118 - 120
MASKS ACCESSORIES.....	120 - 121
GOALIE ACCESSORIES.....	122 - 123
GOALIE ARCHITECTURE.....	124 - 125
GAMEWEAR.....	126 - 129
GAMEWEAR SIZING CHART.....	130
APPAREL.....	131 - 140
APPAREL SIZING CHART .....	141
BAGS.....	142 - 145
ACCESSORIES .....	146 - 154

ALL OUT.

CCM

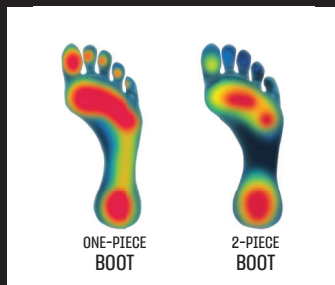
ALL THE TIME.

CCM

ALL OUT.

CCM

# THE ONE AND ONLY CCM **ONE PIECE BOOT**



**MORE DIRECT  
ENERGY TRANSFER**



**CLOSER FIT**

# **FASTER STRIDES\***

DISCLAIMER: COMPARISON MADE BETWEEN THE JETSPEED FT490 AND THE JETSPEED 480 IN SIZES 6, 6.5, 7, 7.5, 9.5, 10. ON AVERAGE, THE JETSPEED FT490 IS 3% LIGHTER THAN THE JETSPEED FT480.

# YOUR CCM SKATES, UNLIMITED

EVERY PLAYER'S FEET ARE UNIQUE. NOW, FIND YOUR FIT IN ANY CCM SKATE MODEL.

## STEP 1 - SELECT THE PERFORMANCE YOU'RE LOOKING TO MAXIMIZE

### RIBCORE

#### AGILITY

QUICK MOVEMENTS  
INCREASED RANGE OF MOTION

FLEXIBLE STIFF

### JET SPEED

#### ACCELERATION

HYBRID FEATURES  
ALL-AROUND SPEED

FLEXIBLE STIFF

### SUPER TACKS

#### POWER

LONG, STRONG STRIDES  
MAXIMIZED FORCE GENERATION

FLEXIBLE STIFF

## STEP 2 - SELECT ANY CCM FIT THAT BEST SUITS YOUR FOOT

### TAPERED FIT

#### FOREFOOT

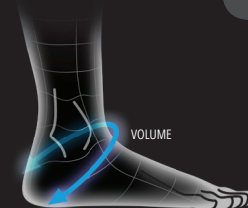
NARROW WIDE

#### HEEL

NARROW WIDE

#### VOLUME

LOW HIGH



### REGULAR FIT

#### FOREFOOT

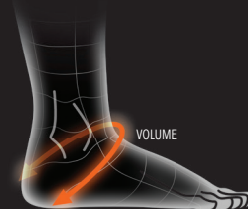
NARROW WIDE

#### HEEL

NARROW WIDE

#### VOLUME

LOW HIGH



### WIDE FIT

#### FOREFOOT

NARROW WIDE

#### HEEL

NARROW WIDE

#### VOLUME

LOW HIGH



## STEP 3 - PERFECT YOUR FIT WITH MICRO ADJUSTMENTS

THE COMPOSITE MATERIALS USED IN ALL CCM ELITE SKATES ARE ULTRA-RESPONSIVE TO HEAT AND ALLOW THE BOOT TO EFFORTLESSLY ADAPT AND WRAP AROUND THE UNIQUE CURVES OF YOUR FOOT. USE THE CCM HEATING INSTRUCTIONS TO RELIEVE ANY MINOR PRESSURE POINTS AND PERFECT YOUR FIT.



SKATEFITPROFILE

# CUSTOMIZE YOUR SKATES AT ANY LEVEL

MODIFY AND UPGRADE THE STEEL AND TONGUES ON YOUR SKATES TO OBTAIN THE ADDED PERFORMANCE YOU NEED.

# STEP<sup>®</sup>

CREATED FOR / CONÇU POUR

CCM

## STEP BLADES

STEP BLADES ARE MADE WITH PREMIUM GRADE STEEL, HELPING PLAYERS BENEFIT FROM A PHENOMENAL GLIDE AND AN OUTSTANDING EDGE QUALITY. STEP BLADES ARE THE MOST TRUSTED IN HOCKEY.

THE COMBINATION OF THE CCM ONE-PIECE BOOT, CCM XS HOLDER AND STEP BLADES CREATE THE ULTIMATE CONNECTION BETWEEN YOU AND THE ICE.



### STEP BLACKSTEEL

CARBON-COATED TECHNOLOGY FOR SUPERIOR EDGE



### STEP V-STEEL

MIRROR FINISH FOR OPTIMAL GLIDE



### STEP STEEL

BEST IN CLASS STEEL QUALITY



**XS TONGUE SLIM**  
4mm black tongue  
Additional boot volume



**XS TONGUE REGULAR**  
7mm white tongue  
Standard boot volume



**XS TONGUE EXTRA**  
10mm black tongue  
Reduced boot volume

## XS TONGUE

YOUR WHEELS ARE ABOUT TO GET A MAJOR UPGRADE. CCM IS DELIVERING BIG WITH A GAME-CHANGING INNOVATION THAT WILL MAKE OUR SKATES THE MOST CUSTOMIZABLE IN HOCKEY. FEATURED ON ALL ELITE & MID-LEVEL SKATE MODELS, THE NEW XCHANGE SYSTEM (XS) TONGUE IS A REPLACEABLE TONGUE YOU CAN SWITCH OUT TO ACHIEVE YOUR ABSOLUTE BEST FIT WHILE ELEVATING YOUR PROTECTION.

### EASY TO SWAP TONGUES

A SMALL SEAMLESS 2-PIN CLIPPING SYSTEM MAKES IT EASY TO SWAP TONGUES WITHOUT COMPROMISING THE TIGHT CONNECTION TO THE TOE CAP.

### PERFECT YOUR FIT

WITH DIFFERENT TONGUE THICKNESS OPTIONS AVAILABLE, YOU CAN INCREASE OR DECREASE THE INNER BOOT VOLUME TO ACHIEVE YOUR BEST FIT.

### ENHANCE YOUR PROTECTION

SCIENTIFICALLY-PROVEN D30<sup>®</sup> SMART MATERIAL DISSIPATES IMPACT ENERGY IN KEY AREAS TO MAXIMIZE YOUR PROTECTION. TONGUES FEATURING D30<sup>®</sup> ARE ALSO AT LEAST 20% MORE PROTECTIVE THAN STOCK TONGUES

### CUSTOMIZABLE TONGUE TAB

PERSONALIZE YOUR TONGUE WITH YOUR NUMBER.





# CUSTOMIZE YOUR ONE-PIECE BOOT



THE ULTIMATE FIT

## FOOT MOLD CREATION



WITH THE HELP OF THE CCM 3D FIT SCANNER, WE RECREATE A MOLD OF YOUR EXACT FOOT SHAPE TO ACHIEVE THE BEST-POSSIBLE FIT FOR YOUR GAME.



## CHOOSE YOUR CUSTOM OPTIONS

STEP 1

GET FIT USING THE CCM 3D FIT SCANNER.



STEP 2

SELECT YOUR CUSTOM ONE-PIECE BOOT.



RIBCOR 100K PRO



JETSPEED FT4 PRO



SUPER TACKS A53 PRO

CERTAIN COLOR OPTIONS AVAILABLE

STEP 3

SELECT YOUR STEEL.



STEP BLACKSTEEL XS



STEP STEEL XS

STEP 4

SELECT YOUR TONGUE.



METATOMIC  
ASYMMETRICAL // 7 MM



PRO  
BLACK FELT // 10 MM



LIGHTWEIGHT

STEP 5

SELECT YOUR LACES.



PRO COTTON



WAXED

STEP 6

ADD YOUR NAME AND NUMBER TO THE TONGUE OR BOOT.



ONLY ON SELECT MODELS

# JETSPEED FT4 PRO

FEATURING THE HIGHLY ADVANCED CCM ONE-PIECE BOOT **SPEED** TECHNOLOGY, THIS SKATE WILL HELP YOU GENERATE A MORE DIRECT ENERGY TRANSFER AND A CLOSER FIT FOR FASTER STRIDES. EQUIPPED WITH A BOOT BUILT FOR PURE ACCELERATION AND CCM'S REPLACEABLE XS METATOMIC TONGUE ENGINEERED TO FIT YOUR EXACT FOOT SHAPE, THIS SKATE ALSO HAS THE LOOK THAT ALL PLAYERS WILL REMEMBER WHEN YOU FLY RIGHT PAST THEM.

## TECH 001

### ONE-PIECE BOOT **SPEED**

ALL ABOUT PERFORMANCE, ACCELERATION AND LIGHTNESS. PLAYERS GET MORE DIRECT ENERGY TRANSFER AND A CLOSER FIT FOR FASTER STRIDES.

## TECH 002

### STEP BLACKSTEEL (+4MM)

MADE WITH THE HIGHEST QUALITY OF STEEL AND FEATURING CARBON-COATED TECHNOLOGY FOR SUPERIOR EDGE HARDNESS AND PHENOMENAL GLIDE. THE INCREASED HEIGHT OF THE BLADE LETS YOU DIG IN THE ICE WITH CONTROL AND CONFIDENCE.

## TECH 003

### ASYMMETRICAL TOE CAP

ASYMMETRICAL TOE CAP PROVIDES A BETTER TOE SHAPE, AND FEATURES AN OPTIMIZED VOLUME DISTRIBUTION FOR AN IMPROVED FIT.





[SKFT4P] **NEW**  
**JETSPEED FT4 PRO**  
 SKATES

HEAT MOLDABLE

<b>SIZES</b>	SR	7 - 12	TAPERED, REGULAR, WIDE	FULL/HALF
	INT	4 - 6.5	TAPERED, REGULAR, WIDE	FULL/HALF



[SKFT4] **NEW**  
**JETSPEED FT4**  
 SKATES

HEAT MOLDABLE

<b>SIZES</b>	SR	7 - 12 7 - 11	TAPERED, REGULAR WIDE	FULL/HALF FULL/HALF
	INT	4 - 6.5	TAPERED, REGULAR, WIDE	FULL/HALF
	JR	1 - 3.5	REGULAR	FULL/HALF
	YT	SEE PAGE 13		

QUARTER PACKAGE	<b>ONE-PIECE BOOT <i>SPEED</i></b> All about performance, acceleration and lightness. Players get more direct energy transfer and a closer fit for faster strides.	QUARTER PACKAGE	<b>SR &amp; INT : ONE-PIECE BOOT <i>SPEED</i></b> All about performance, acceleration and lightness. Players get more direct energy transfer and a closer fit for faster strides. <b>JR : ONE-PIECE BOOT</b> Players get more direct energy transfer and a closer fit for faster strides.
MATERIAL	<b>RFM COMPOSITE</b> NHL-caliber lightweight composite material.	MATERIAL	<b>RFM COMPOSITE</b> NHL-caliber lightweight composite material.
STIFFNESS PERFORMANCE INDEX	<b>195</b> Super lightweight, stiff and thermo-formable core generates ultimate skating performance.	STIFFNESS PERFORMANCE INDEX	<b>180</b> Lightweight, stiff and thermo-formable core generates ultimate skating performance.
LINER	<b>TOTALDRI PRO+</b> High-performance moisture-wicking material keeps feet dry and skates light, with superior protection against wear or rubbing.	LINER	<b>TOTALDRI</b> Moisture-wicking material keeps feet dry and skates light, with added protection against wear or rubbing.
COMFORT PAD	<b>INJECTED SMOOTH CONTOUR PRO</b> Thick padding around the top of the boot provides comfort to your foot and ankle.	COMFORT PAD	<b>INJECTED SMOOTH CONTOUR PRO</b> Thick padding around the top of the boot provides comfort to your foot and ankle.
ANKLE PADDING	<b>MEMORY FOAM COMFORT</b> Multi-density foam pads wrap anatomically around your foot for customized fit and comfort.	ANKLE PADDING	<b>MEMORY FOAM COMFORT</b> Multi-density foam pads wrap anatomically around your foot for customized fit and comfort.
TONGUE	<b>REPLACEABLE METATOMIC (XS TONGUE SYSTEM)</b> Multi-layer tongue with 7mm felt and an asymmetrical flex point for a better wrap and advanced lace-bite protection.	TONGUE	<b>REPLACEABLE ASYMMETRICAL TRITECH (XS TONGUE SYSTEM)</b> Asymmetrical multi-layer tongue with 7mm felt and enhanced lace-bite protection.
MIDSOLE	<b>LIGHTWEIGHT COMPOSITE MIDSOLE</b> For enhanced energy transfer from blade to boot.	TOE CAP	<b>ASYMMETRICAL DESIGN</b> Asymmetrical toe cap shape for an improved fit.
TOE CAP	<b>ASYMMETRICAL DESIGN</b> Asymmetrical toe cap shape for an improved fit.	FOOTBED	<b>CCM ORTHOLITE® ULTRALITE™</b> Ultra-lightweight comfort and superior support.
FOOTBED	<b>MOLDED CCM ORTHOLITE® ULTRALITE™</b> Ultra-lightweight comfort and superior support.	HOLDER	<b>SPEEDBLADE XS</b> CCM quick-release holder with bladlock system.
HOLDER	<b>SPEEDBLADE XS</b> CCM quick-release holder with bladlock system.	RUNNER	<b>STEP STEEL (+4MM)</b> Highest quality of steel with an increased height that lets you dig in the ice with control and confidence.
RUNNER	<b>STEP BLACKSTEEL (+4MM)</b> Highest quality of steel with carbon-coated technology for superior edge hardness and phenomenal glide		



[SK485] **NEW**  
**JETSPEED FT485**  
 SKATES

HEAT MOLDABLE

SIZES	SR	7 - 11.5 7 - 10	REGULAR WIDE	FULL/HALF FULL/HALF
	INT	4 - 6.5	REGULAR	FULL/HALF
	JR	1 - 3.5	REGULAR	FULL/HALF
	YT	SEE PAGE 13		



[SK475] **NEW**  
**JETSPEED FT475**  
 SKATES

HEAT MOLDABLE

SIZES	SR	7 - 11.5 7 - 10	REGULAR WIDE	FULL/HALF FULL/HALF
	INT	4 - 6.5	REGULAR, WIDE	FULL/HALF
	JR	1 - 3.5	REGULAR	FULL/HALF

QUARTER PACKAGE

**ONE-PIECE BOOT**

Players get more direct energy transfer and a closer fit for faster strides.

MATERIAL

SR & INT : RFM COMPOSITE NHL-caliber lightweight composite material. JR : SYNTHETIC COMPOSITE Structural stiffness optimized for this age group.

STIFFNESS PERFORMANCE INDEX

**165**  
Thermo-formable core generates excellent skating performance.

LINER

**TOTALDRI**  
Moisture-wicking material keeps feet dry and skates light, with added protection against wear or rubbing.

COMFORT PAD

**INJECTED SMOOTH CONTOUR PRO**  
Thick padding around the top of the boot provides comfort to your foot and ankle.

ANKLE PADDING

**MEMORY FOAM COMFORT**  
Multi-density foam pads wrap anatomically around your foot for customized fit and comfort.

TONGUE

**REPLACEABLE ASYMMETRICAL DUAL-LAYER (XS TONGUE SYSTEM)**  
7mm felt with reinforcement layer for increased comfort and protection.

FOOTBED

**CCM ORTHOLITE®\*\***  
Lightweight comfort and support.



HOLDER

**SPEEDBLADE XS**  
CCM quick-release holder with bladelock system.

RUNNER

SR: XS STAINLESS  
Provides a long-lasting edge for long-term performance.  
 INT: CCM XS  
Stainless steel runner.  
 JR: XS1 STAINLESS  
Extra height helps with sharp turns, and steel provides long-lasting edge.

QUARTER PACKAGE

**ONE-PIECE BOOT**

Players get more direct energy transfer and a closer fit for faster strides.

STIFFNESS PERFORMANCE INDEX

**140**  
Solid core generates great skating performance.

LINER

**HD MICROFIBER**  
High resistance to wear while delivering comfort and durability.

ANKLE PADDING

**MEMORY FOAM COMFORT**  
Multi-density foam pads wrap anatomically around your foot for customized fit and comfort.

TONGUE

**REPLACEABLE ASYMMETRICAL FELT (XS TONGUE SYSTEM)**  
7mm felt with reinforcement layer for increased comfort and protection.

FOOTBED

**CCM ORTHOLITE®\*\***  
Lightweight comfort and support.



HOLDER

**SPEEDBLADE XS**  
CCM quick-release holder with bladelock system.

RUNNER

**CCM XS**  
Stainless steel runner.

\*\* CCM Ortholite® insoles are a result of Ortholite's commitment to sustainable technologies that get it closer to the end goal of ZERO waste. The insoles are comprised of 98% re-purposed post-production foam waste material.



[SKFT4]  
**JETSPEED FT4**  
SKATES

SIZES YT 8 - 10 11 - 13.5 REGULAR FULL REGULAR FULL/HALF

QUARTER PACKAGE	REINFORCED INJECTED TECHNOLOGY WITH SYNTHETIC COMPOSITE Durable boot with extra reinforcement for structural stiffness.	OUTSOLE	INJECTED Provides solid energy transfer from foot to skate.
STIFFNESS PERFORMANCE INDEX	125 Solid core generates good skating performance.	FOOTBED	MOLDED KID SIZING ZONE It's never been easier to fit tiny feet. Provides young players with support, comfort and the most accurate measurement.
LINER	BRUSHED MICROFIBER Comfortable and durable, with added protection against wear and rubbing.	RUNNER / HOLDER	CCM SPEEDBLADE BLACK Non-replaceable black steel blade with elevated holder for an increased attack angle.
TONGUE	FELT WITH EMBOSSED LACE-BITE PROTECTION 7mm felt with reinforcement layers for increased comfort and protection.		



[SKFT485]  
**JETSPEED FT485**  
SKATES

SIZES YT 8 - 13 REGULAR FULL

QUARTER PACKAGE	INJECTED CORE TECHNOLOGY Durable boot with structural stiffness.	OUTSOLE	INJECTED Provides solid energy transfer from foot to skate.
LINER	BRUSHED MICROFIBER Comfortable with high resistance to wear.	FOOTBED	KID SIZING ZONE It's never been easier to fit tiny feet. Provides young players with support, comfort and the most accurate measurement.
TONGUE	FELT WITH EMBOSSED LACE-BITE PROTECTION 7mm felt with reinforcement layers for increased comfort and protection.	RUNNER / HOLDER	CCM SPEEDBLADE Non-replaceable stainless steel blade with elevated holder for an increased attack angle.

# THE CCM JETSPEED YOUTH SKATE

A SKATE DEVELOPED ENTIRELY TO HELP YOUNG PLAYERS LEARN AND IMPROVE THEIR SKATING, AND TO ENJOY THE GAME TO ITS FULLEST. THE FEATURES OF THIS SKATE ARE COMPLETELY UNIQUE AND HAVE BEEN THOUGHT THROUGH TO HELP FIRST TIMERS ON THE ICE. THEY INCLUDE TWO (2) SETS OF BLADES: ONE TO HELP THE CHILD'S STABILITY ON THE ICE AND THE OTHER TO HELP THE CHILD IMPROVE THEIR SKATING PERFORMANCE.

TECH 001

### FLEXIBLE BOOT FACING ZONE

EASIER TO COMFORTABLY WRAP THE BOOT AROUND THE ANKLE AND FOR THE KID TO BE MORE STABLE WHEN THEY STEP ON THE ICE FOR THE FIRST TIME. THIS BLADE WILL HELP THEM LEARN KEY SKATING TECHNIQUES LIKE STARTS, STOPS AND STRIDES.

TECH 002

### STABILITY BLADE

THIS BLADE FEATURES A FLAT PROFILE AND AN INCREASED THICKNESS, ALLOWING THE KID TO BE MORE STABLE WHEN THEY STEP ON THE ICE FOR THE FIRST TIME. THIS BLADE WILL HELP THEM LEARN KEY SKATING TECHNIQUES LIKE STARTS, STOPS AND STRIDES.



TECH 003

### PERFORMANCE BLADE

ONCE BEGINNER MOVEMENTS HAVE BEEN LEARNED ON THE ICE, IT'S TIME TO SWITCH BLADES TO THE PERFORMANCE BLADE TO MASTER THESE SKILLS. THIS BLADE FEATURES THE SAME PROFILE AS CCM REGULAR STOCK YOUTH SKATE PRODUCTS.



STABILITY BLADE ON THE SKATE



PERFORMANCE BLADE ON THE SKATE

[SKJSPEED]  
**CCM JETSPEED**  
SKATES

SIZES YT 6 - 13 REGULAR FULL

QUARTER PACKAGE	3D INJECTED BOOT New ergonomic boot-shape specifically designed to provide children with comfort and stability.	FOOTBED	MOLDED KID SIZING ZONE It's never been easier to fit tiny feet. Provides young players with support, comfort and the most accurate measurement.
FACINGS	FLEXIBLE FACING Allows for a better wrap around the foot and more comfort	RUNNER	REPLACEABLE YOUTH HOLDER Allows new players to easily switch their blades to match their advancing level of play.
LINER	BRUSHED MICROFIBER Comfortable with resistance to wear.	HOLDER	STABILITY BLADE New and thicker blade with a flat radius to provide stability for players learning to skate.
TONGUE	FELT WITH EMBOSSED LACE-BITE PROTECTION 7mm felt with foam layers adds comfort and protection.		PERFORMANCE BLADE Standard width blade with performance profile for improving skaters.

# RIBCOR 100K PRO

THE NEW RIBCOR 100K PRO SKATE IS UNIQUELY ENGINEERED TO HELP YOU MAXIMIZE YOUR AGILITY ON THE ICE.

FOR THE FIRST TIME EVER FEATURING CCM'S NEW ONE-PIECE BOOT **FLEX** TECHNOLOGY IN THE RIBCOR LINE, THE ENTIRE SKATE IS DESIGNED TO INCREASE YOUR RANGE OF MOTION AND OPTIMIZE YOUR PERFORMANCE. THE FLEXMOTION TONGUE, PAIRED WITH A NEW FLEXIBLE TENDON GUARD WILL GIVE YOU AN UNMATCHED FEELING AND THE ABILITY TO MOVE DEEPLY INTO YOUR STRIDES AND SHARP TURNS.



## TECH 001

### ONE-PIECE BOOT **FLEX**

THE ONE-PIECE BOOT IS ALL ABOUT PURE PERFORMANCE AND AGILITY. WITH THIS TECHNOLOGY, PLAYERS GET MORE DIRECT ENERGY TRANSFER AND A CLOSER FIT FOR FASTER STRIDES. THE ONE-PIECE BOOT **FLEX** PROVIDES EXCELLENT FORWARD FLEXION TO HELP PLAYERS GENERATE POWER AND LATERAL STABILITY WHICH INCREASES THEIR AGILITY ON THE ICE.

## TECH 002

### STEP BLACKSTEEL (+4MM)

MADE WITH THE HIGHEST QUALITY OF STEEL AND FEATURING CARBON-COATED TECHNOLOGY FOR SUPERIOR EDGE HARDNESS AND PHENOMENAL GLIDE. THE INCREASED HEIGHT OF THE BLADE LETS YOU DIG IN THE ICE WITH CONTROL AND CONFIDENCE.

## TECH 003

### FLEXMOTION TONGUE

THE NEW FLEXMOTION TONGUE WAS DESIGNED TO HELP PLAYERS INCREASE THEIR FORWARD FLEXION. THE RIBBED DESIGN ON THE TONGUES ALLOW YOU TO GO DEEP INTO YOUR SKATING STRIDE AND ALSO PROVIDE EXCELLENT LACE BITE PROTECTION.



[SK100KP] **NEW**  
**RIBCOR 100K PRO**  
 SKATES

HEAT MOLDABLE


SIZES	SR	7 - 12	TAPERED, REGULAR, WIDE	FULL/HALF
	INT	4 - 6.5	TAPERED, REGULAR, WIDE	FULL/HALF



[SK90K] **NEW**  
**RIBCOR 90K**  
 SKATES

HEAT MOLDABLE

SIZES	SR	7 - 12	REGULAR WIDE	FULL/HALF FULL/HALF
	INT	4 - 6.5	REGULAR, WIDE	FULL/HALF
	JR	1 - 3.5	REGULAR	FULL/HALF

QUARTER PACKAGE	<b>ONE-PIECE BOOT FLEX</b> All about performance and agility. Players get more direct energy transfer and a closer fit for more agility and faster strides.	QUARTER PACKAGE	<b>FLEXFRAME TECHNOLOGY</b> 3D-lasted ergonomic boot provides excellent comfort and enhances forward flexion and lateral stability to maximize your stride.
MATERIAL	<b>RFM COMPOSITE</b> NHL-caliber lightweight composite material with a flexible structure.	MATERIAL	<b>RFM COMPOSITE</b> NHL-caliber lightweight composite material with a flexible structure.
STIFFNESS PERFORMANCE INDEX	<b>175-185 VARIABLE FLEX</b> Flexible core offers excellent fit and enhanced biomechanics with every stride.	STIFFNESS PERFORMANCE INDEX	<b>160-170 VARIABLE FLEX</b> Flexible core offers excellent fit and enhanced biomechanics with every stride.
LINER	<b>TOTALDRI COMFORT</b> High-performance moisture-wicking material keeps feet dry and skates light, combined with a seamless assembly for increased comfort.	LINER	<b>TOTALDRI COMFORT</b> High-performance moisture-wicking material keeps feet dry and skates light, combined with a seamless assembly for increased comfort.
COMFORT PAD	<b>SMOOTH CONTOUR PRO</b> Soft pad around top of the boot for superior foot and ankle comfort.	COMFORT PAD	<b>SMOOTH CONTOUR PRO</b> Soft pad around the top of the boot for superior foot and ankle comfort.
ANKLE PADDING	<b>ADPT MEMORY FOAM</b> Extra comfort memory foam pads wrap around player's foot for customized fit and comfort.	ANKLE PADDING	<b>ADPT MEMORY FOAM</b> Extra comfort memory foam pads wrap around player's foot for customized fit and comfort.
TONGUE	<b>REPLACEABLE FLEXMOTION TONGUE (XS TONGUE SYSTEM)</b> 7mm tongue with FlexMotion design for increased forward flexion and advanced lace-bite protection.	TONGUE	<b>REPLACEABLE ASYMMETRICAL DUAL LAYER (XS TONGUE SYSTEM)</b> 7mm felt with reinforcement layers for increased comfort and protection.
MIDSOLE	<b>LIGHTWEIGHT COMPOSITE MIDSOLE</b> For enhanced energy transfer from blade to boot.	OUTSOLE	<b>CONCAVE TECH WITH EXHAUST SYSTEM</b> Stiff design helps energy transfer while the exhaust system wicks moisture out of the boot.
TOE CAP	<b>ASYMMETRICAL DESIGN</b> Asymmetrical toe cap shape for an improved fit.	FOOTBED	<b>CCM ORTHOLITE®***</b> Lightweight comfort and support. 
FOOTBED	<b>MOLDED CCM ORTHOLITE® ULTRALITE™</b> Ultra-lightweight comfort and superior support.	HOLDER	<b>SPEEDBLADE XS</b> CCM quick-release holder with bladelock system.
HOLDER	<b>SPEEDBLADE XS</b> CCM quick-release holder with bladelock system.	RUNNER	<b>SR &amp; INT : XS1 STAINLESS</b> Provides a long-lasting edge for long-term performance. 12% more height than standard blades for better turns. <b>JR : XS STAINLESS</b> Provides a long-lasting edge for long-term performance.
RUNNER	<b>STEP BLACKSTEEL (+4MM)</b> Highest quality of steel with carbon-coated technology for superior edge hardness and phenomenal glide.		

\*\*\* CCM Ortholite® insoles are a result of Ortholite's commitment to sustainable technologies that get it closer to the end goal of ZERO waste. The insoles are comprised of 98% re-purposed post-production foam waste material.



[SK88K] **NEW**  
**RIBCOR 88K**  
SKATES

HEAT MOLDABLE


SIZES	SR	7 - 11.5 7 - 10	REGULAR WIDE	FULL/HALF FULL/HALF
	INT	4 - 6.5	REGULAR	FULL/HALF
	JR	1 - 3.5	REGULAR	FULL/HALF




[SK86K] **NEW**  
**RIBCOR 86K**  
SKATES

HEAT MOLDABLE

SIZES	SR	7 - 11.5 7 - 10	REGULAR WIDE	FULL/HALF FULL/HALF
	INT	4 - 6.5	REGULAR	FULL/HALF

QUARTER PACKAGE	<b>METAFRAME TECHNOLOGY WITH RFM COMPOSITE</b> Ergonomic boot-shape system provides a superior fit for your foot.
STIFFNESS PERFORMANCE INDEX	<b>150</b> Solid core generates good skating performance.
LINER	<b>HD MICROFIBER</b> High resistance to wear while delivering major comfort.
COMFORT PAD	<b>SMOOTH CONTOUR</b> Soft pad around the top of the boot for excellent foot and ankle comfort.
ANKLE PADDING	<b>ADPT MEMORY FOAM</b> Extra comfort memory foam pads wrap around player's foot for customized fit and comfort.
TONGUE	<b>REPLACEABLE ASYMMETRICAL DUAL LAYER (XS TONGUE SYSTEM)</b> 7mm felt with reinforcement layer for increased comfort and protection.
OUTSOLE	<b>SR: DUAL INJECTED REINFORCED TPU WITH EXHAUST SYSTEM</b> Lightweight, stiff design provides better energy transfer while the exhaust system wicks moisture out of the boot. <b>INT &amp; JR: CONCAVE REINFORCED INJECTION WITH EXHAUST SYSTEM</b> Stiff design provides energy transfer while the exhaust system wicks moisture out of the boot.
FOOTBED	<b>CCM ORTHOLITE® **</b> Lightweight comfort and support. 
HOLDER	<b>SPEEDBLADE XS</b> CCM quick-release holder with bladelock system.
RUNNER	<b>CCM XS</b> Stainless steel runner.

QUARTER PACKAGE	<b>INJECTED TECHNOLOGY WITH SYNTHETIC COMPOSITE</b> Durable boot with structural stiffness.
STIFFNESS PERFORMANCE INDEX	<b>130</b> Solid core generates good skating performance.
LINER	<b>HD MICROFIBER</b> High resistance to wear while delivering major comfort.
ANKLE PADDING	<b>ADPT MEMORY FOAM</b> Extra comfort memory foam pads wrap around player's foot for customized fit and comfort.
TONGUE	<b>REPLACEABLE ASYMMETRICAL FELT (XS TONGUE SYSTEM)</b> 6mm felt with reinforcement layers for increased comfort and protection.
FOOTBED	<b>CCM ORTHOLITE® **</b> Lightweight comfort and support. 
HOLDER	<b>SPEEDBLADE XS</b> CCM quick-release holder with bladelock system.
RUNNER	<b>CCM XS</b> Stainless steel runner.

\*\* CCM Ortholite® insoles are a result of Ortholite's commitment to sustainable technologies that get it closer to the end goal of ZERO waste. The insoles are comprised of 98% re-purposed post-production foam waste material.



100K PRO

ONE PIECE BOOT  
FLEX

RISCORD // 100K PRO FLEX  
ONE-PIECE BOOT  
DESIGNED IN MONTREAL // RANGE OF MOTION



[SKAS3P] **HEAT MOLDABLE**  
**SUPER TACKS AS3 PRO**  
 SKATES

SIZES	SR	7 - 12	D, EE	FULL/HALF
	INT-JR	3 - 6.5	D	FULL/HALF
		4 - 6.5	EE	FULL/HALF

QUARTER PACKAGE	ONE-PIECE BOOT	All about performance and power. Players get more direct energy transfer and a closer fit for more powerful and faster strides.
MATERIAL	CARBON COMPOSITE	Premium carbon composite delivers excellent energy transfer.
STIFFNESS PERFORMANCE INDEX	215	Super lightweight, stiff and thermo-formable core generates ultimate skating performance.
LINER	TOTALDRI PRO+	High-performance moisture-wicking material keeps feet dry and skates light, with superior protection against wear or rubbing.
COMFORT PAD	INJECTED SMOOTH CONTOUR PRO	Thick padding around the top of the boot provides comfort to your foot and ankle.
ANKLE PADDING	MEMORY FOAM COMFORT	Multi-density foam pads wrap anatomically around your foot for customized fit and comfort.
TONGUE	REPLACEABLE METATOMIC (XS TONGUE SYSTEM)	New replaceable 7mm tongue with asymmetrical flex point for a better wrap and advanced lace-bite protection.
MIDSOLE	LIGHTWEIGHT COMPOSITE MIDSOLE	For enhanced energy transfer from blade to boot.
FOOTBED	CCM ORTHOLITE® ULTRALITE™	Ultra-lightweight comfort and superior support.
HOLDER	SPEEDBLADE XS	CCM quick-release holder with bladlock system.
RUNNER	XS1 BLACK (+2MM)	Oxide treatment provides a harder runner with a longer edge life and 12% more height than standard blades for better turns and performance.



[SKAS3] **HEAT MOLDABLE**  
**SUPER TACKS AS3**  
 SKATES

SIZES	SR	7 - 12	D	FULL/HALF
		7 - 10	EE	FULL/HALF
	INT-JR	3 - 6.5	D	FULL/HALF
		4 - 6.5	EE	FULL/HALF
	YT	SEE PAGE 21		

QUARTER PACKAGE	ONE-PIECE BOOT	All about performance and power. Players get more direct energy transfer and a closer fit for faster strides.
MATERIAL	RFM COMPOSITE	NHL-caliber lightweight composite material.
STIFFNESS PERFORMANCE INDEX	190	Lightweight, stiff and thermo-formable core generates ultimate skating performance.
LINER	TOTALDRI	High-performance moisture-wicking material keeps feet dry and skates light, with added protection against wear or rubbing.
COMFORT PAD	INJECTED SMOOTH CONTOUR PRO	Thick padding around the top of the boot provides comfort to your foot and ankle.
ANKLE PADDING	MEMORY FOAM COMFORT	Multi-density foam pads wrap anatomically around your foot for customized fit and comfort.
TONGUE	REPLACEABLE ASYMMETRICAL TRITECH FLEX (XS TONGUE SYSTEM)	7mm asymmetrical tongue molds to the foot and ankle, and features enhanced lace-bite protection.
FOOTBED	CCM ORTHOLITE® ULTRALITE™	Ultra-lightweight comfort and superior support.
HOLDER	SPEEDBLADE XS	Ultra-lightweight comfort and superior support.
RUNNER	XS STAINLESS	Provides a long-lasting edge for long-term performance.

SR



JR




SR



JR

[SK9380] **HEAT MOLDABLE**  
**SUPER TACKS 9380**  
 SKATES

SIZES	SR	7 - 12	D	FULL/HALF
		7 - 10	EE	FULL/HALF
	INT-JR	1 - 6.5	D	FULL/HALF
	YT	SEE PAGE 21		

QUARTER PACKAGE	<b>METAFRAME TECHNOLOGY</b>	Ergonomic boot-shape system provides a superior fit for your foot.
MATERIAL	<b>RFM COMPOSITE</b>	NHL-caliber lightweight composite material.
STIFFNESS PERFORMANCE INDEX	<b>175</b>	Thermo-formable core generates excellent skating performance.
LINER	<b>SR: TOTALDRI:</b> High-performance moisture-wicking material keeps feet dry and skates light, with added protection against wear or rubbing. <b>INT-JR: HD MICROFIBER:</b> High resistance to wear while delivering major comfort and durability.	
COMFORT PAD	<b>INJECTED SMOOTH CONTOUR PRO</b>	Thick padding around the top of the boot provides comfort to your foot and ankle.
ANKLE PADDING	<b>MEMORY FOAM COMFORT</b>	Multi-density foam pads wrap anatomically around your foot for customized fit and comfort.
TONGUE	<b>REPLACEABLE ASYMMETRICAL DUAL LAYER (XS TONGUE SYSTEM)</b>	<b>SR:</b> 10mm felt with reinforcement layers for increased comfort and protection. <b>INT-JR:</b> 7mm felt with reinforcement layers for increased comfort and protection.
OUTSOLE	<b>SR: DUAL INJECTED REINFORCED TPU WITH EXHAUST SYSTEM</b> <b>INT-JR: CONCAVE REINFORCED INJECTION WITH EXHAUST SYSTEM</b>	Lightweight, stiff design provides better energy transfer while the exhaust system wicks moisture out of the boot.
FOOTBED	<b>CCM ORTHOLITE® **</b>	Lightweight comfort and support. 
HOLDER	<b>SPEEDBLADE XS</b>	CCM quick-release holder with bladlock system.
RUNNER	<b>SR: XS STAINLESS</b> <b>INT-JR: CCM XS</b>	Provides a long-lasting edge for long-term performance. Stainless steel runner.




SR



JR

[SK9370] **HEAT MOLDABLE**  
**SUPER TACKS 9370**  
 SKATES

SIZES	SR	7 - 12	D	FULL/HALF
		7 - 10	EE	FULL/HALF
	INT-JR	1 - 6.5	D	FULL/HALF
		3 - 6.5	EE	FULL/HALF

QUARTER PACKAGE	<b>METAFRAME TECHNOLOGY WITH SYNTHETIC COMPOSITE</b>	Ergonomic boot-shape system provides a superior fit for your foot.
STIFFNESS PERFORMANCE INDEX	<b>155</b>	Solid core for great skating performance.
LINER	<b>HD MICROFIBER</b>	High resistance to wear while delivering major comfort and durability.
TONGUE	<b>REPLACEABLE ASYMMETRICAL DUAL LAYER (XS TONGUE SYSTEM)</b>	7mm felt with reinforcement layer for increased comfort and protection.
OUTSOLE	<b>SR: DUAL INJECTED REINFORCED TPU WITH EXHAUST SYSTEM</b> <b>INT-JR: CONCAVE REINFORCED INJECTION WITH EXHAUST SYSTEM</b>	Lightweight, stiff design provides better energy transfer while the exhaust system wicks moisture out of the boot.
FOOTBED	<b>CCM ORTHOLITE® **</b>	Lightweight comfort and support. 
HOLDER	<b>SPEEDBLADE XS</b>	CCM quick-release holder with bladlock system.
RUNNER	<b>CCM XS</b>	Stainless steel runner.

\*\* CCM Ortholite® insoles are a result of Ortholite's commitment to sustainable technologies that get it closer to the end goal of ZERO waste. The insoles are comprised of 98% re-purposed post-production foam waste material.



[SK9360]  
**SUPER TACKS 9360**  
 SKATES

SIZES	SR	7 - 12	D	FULL
	INT-JR	1 - 6	D	FULL

QUARTER PACKAGE	REINFORCED 3D INJECTED BOOT	New ergonomic boot-shaping system provides great comfort and durability.
STIFFNESS PERFORMANCE INDEX	125	Solid core for good skating performance.
LINER	HD MICROFIBER	Comfortable fit with high resistance to wear.
TONGUE	FELT TONGUE WITH EMBOSSED LACE-BITE PROTECTION	7mm felt with added foam for comfort and protection.
FOOTBED	CCM FOOTBED	Provides support and comfort.
HOLDER/RUNNER	CCM SPEEDBLADE	Non-replaceable, pre-sharpened stainless steel blade with elevated holder for an increased attack angle.



[SK9350]  
**SUPER TACKS 9350**  
 SKATES

SIZES	SR	7 - 12	D	FULL
	INT-JR	1 - 6	D	FULL
	YT	SEE PAGE 21		

QUARTER PACKAGE	3D INJECTED BOOT	New ergonomic boot-shaping system provides great comfort and durability.
STIFFNESS PERFORMANCE INDEX	115	Solid core for good skating performance.
LINER	BRUSHED MICROFIBER LINER	Comfortable and high resistance to wear.
TONGUE	FELT TONGUE	7mm felt with added foam for comfort and protection.
FOOTBED	CCM FOOTBED	Provides support and comfort.
HOLDER/RUNNER	CCM SPEEDBLADE	Non-replaceable, pre-sharpened stainless steel blade with elevated holder for an increased attack angle.



[SKAS3]  
**SUPER TACKS AS3**  
SKATES

SIZES YT 8 - 10 D FULL  
11 - 13.5 D FULL/HALF

QUARTER PACKAGE	REINFORCED INJECTED TECHNOLOGY WITH SYNTHETIC COMPOSITE	Durable boot with extra reinforcement for structural stiffness.
STIFFNESS PERFORMANCE INDEX	125	Solid core generates good skating performance.
LINER	BRUSHED MICROFIBER LINER WITH DURAZONE ABRASION PROTECTION	Comfortable and durable, with added protection against wear and rubbing.
TONGUE	FELT TONGUE WITH EMBOSSED LACE-BITE PROTECTION	7mm felt with reinforcement layers for increased comfort and protection.
OUTSOLE	CONCAVE REINFORCED INJECTION	Stiff design helps provide better energy transfer.
FOOTBED	MOLDED KID SIZING ZONE	It's never been easier to get the best fit for tiny feet. Provides young players with support, comfort and the most accurate measurement.
RUNNER / HOLDER	CCM SPEEDBLADE BLACK	Non-replaceable black steel blade with elevated holder for an increased attack angle.



[SK9380]  
**SUPER TACKS 9380**  
SKATES

SIZES YT 8 - 13 D FULL

QUARTER PACKAGE	INJECTED CORE TECHNOLOGY	Durable boot with structural stiffness.
LINER	BRUSHED MICROFIBER LINER	Comfortable with high resistance to wear.
TONGUE	FELT TONGUE WITH EMBOSSED LACE-BITE PROTECTION	7mm felt with reinforcement layers for increased comfort and protection.
OUTSOLE	CONCAVE REINFORCED INJECTION	Stiff design helps provide better energy transfer.
FOOTBED	KID SIZING ZONE	It's never been easier to get the best fit for tiny feet. Provides young players with support, comfort and the most accurate measurement.
RUNNER / HOLDER	CCM SPEEDBLADE	Non-replaceable stainless steel blade with elevated holder for an increased attack angle.



[SK9350]  
**SUPER TACKS 9350**  
SKATES

SIZES YT 6 - 13 D FULL

QUARTER PACKAGE	INJECTED WITH MESH TECHNOLOGY	Durable boot with structural stiffness.
LINER	BRUSHED MICROFIBER LINER	Comfortable with high resistance to wear.
TONGUE	FELT TONGUE	5mm felt with added foam for comfort and protection.
OUTSOLE	INJECTED	Provides solid energy transfer from foot to skate.
FOOTBED	KID SIZING ZONE	It's never been easier to get the best fit for tiny feet. Provides young players with support, comfort and the most accurate measurement.
RUNNER / HOLDER	CCM SPEEDBLADE	Non-replaceable pre-sharpened stainless steel blade with elevated holder for an increased attack angle.

# STEP®

CREATED FOR / CONÇU POUR

CCM

## STEP BLADES

STEP BLADES ARE MADE WITH PREMIUM GRADE STEEL, HELPING PLAYERS BENEFIT FROM A PHENOMENAL GLIDE AND AN OUTSTANDING EDGE QUALITY. STEP BLADES ARE THE MOST TRUSTED IN HOCKEY.

THE COMBINATION OF THE CCM ONE-PIECE BOOT, CCM XS HOLDER AND STEP BLADES CREATE THE ULTIMATE CONNECTION BETWEEN YOU AND THE ICE.



**NEW**  
[RXSSTEPB]  
**STEP BLACKSTEEL XS HOLDER**  
+4MM POLISHED & CARBON-COATING  
PAIR



**NEW**  
[RXSSTEPV]  
**STEP V-STEEL XS HOLDER**  
+4MM POLISHED  
PAIR



**NEW**  
[RXSSTEP]  
**STEP STEEL XS HOLDER**  
+4MM HEIGHT  
PAIR



**NEW**  
[RSBSTEPB] \*\*BOOKING ONLY  
**STEP BLACKSTEEL SB HOLDER**  
+4MM POLISHED & CARBON-COATING  
PAIR



**NEW**  
[RSBSTEP] \*\*BOOKING ONLY  
**STEP STEEL SB HOLDER**  
+4MM HEIGHT  
PAIR

### BLADE LENGTH

#### XS HOLDER

SKATE SIZE	1	1.5	2	2.5	3	3.5	4	4.5	5	5.5	6	6.5	7	7.5	8	8.5	9	9.5	10	10.5	11	11.5	12	12.5	13
STEP BLACKSTEEL	215		221		230		238		247		255		263		271		280		287		295		304		-
STEP V-STEEL	215		221		230		238		247		255		263		271		280		287		295		304		-
STEP STEEL	215		221		230		238		247		255		263		271		280		287		295		304		312

#### SB HOLDER

SKATE SIZE	1	1.5	2	2.5	3	3.5	4	4.5	5	5.5	6	6.5	7	7.5	8	8.5	9	9.5	10	10.5	11	11.5	12	12.5	13
STEP BLACKSTEEL	215		221		230		238		247		255		263		271		280		287		295		304		-
STEP STEEL	215		221		230		238		247		255		263		271		280		287		295		304		-

[RXS1BP]  
**SPEEDBLADE XS1 BLACK +2MM**  
OXIDE STEEL  
PAIR



[RXS1SP]  
**SPEEDBLADE XS1 +2MM**  
STAINLESS STEEL  
PAIR



[RXSSP]  
**SPEEDBLADE XS STAINLESS**  
STAINLESS STEEL  
PAIR



[HSBXS]  
**SPEEDBLADE XS HOLDER**  
LEFT / RIGHT



### BLADE LENGTH

SKATE SIZE	1	1.5	2	2.5	3	3.5	4	4.5	5	5.5	6	6.5	7	7.5	8	8.5	9	9.5	10	10.5	11	11.5	12	12.5	13
HOLDER SIZE	215		221		230		238		247		255		263		271		280		287		295		304		-
BLADE LENGTH	215		221		230		238		247		255		263		271		280		287		295		304		-



[XSEXTR]  
**XS TONGUE EXTRA**  
PAIR

10mm black tongue  
For reduced boot volume  
43% thicker than the regular XS tongue  
Molded D30® lace-bite protection  
25% more resistant than stock SuperTacks AS3 Pro tongue  
Customizable tongue tab



[XSREGU]  
**XS TONGUE REGULAR**  
PAIR

7mm white tongue  
For standard boot volume  
Molded D30® lace-bite protection  
20% more resistant than stock SuperTacks AS3 Pro tongue  
Customizable tongue tab



[XSLLIM]  
**XS TONGUE SLIM**  
PAIR

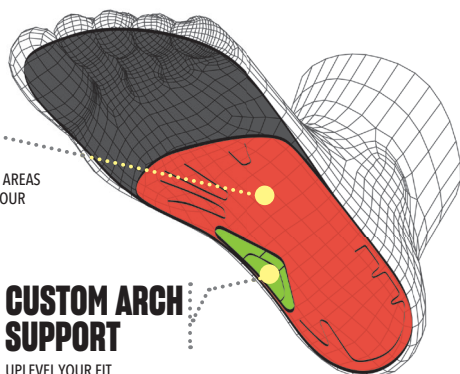
4mm black tongue  
For additional boot volume  
25% lighter than XS tongue regular  
Molded lace-bite protection  
Customizable tongue tab

**XS TONGUE SIZE CHART**

1 - 3.5	4 - 5.5	6 - 7.5	8 - 9.5	10 - 12.5
XS	S	M	L	XL

**POWERGRID TECHNOLOGY**

ENGINEERED TO TRANSFER ENERGY TO AREAS OF THE FOOT THAT ARE ESSENTIAL TO YOUR SKATING PERFORMANCE.



**CUSTOM ARCH SUPPORT**

UPLEVEL YOUR FIT AND PERFORMANCE.



[ORTHMV]  
**CCM ORTHOMOVE HOCKEY INSOLES**

FEATURING CUSTOM ARCH SUPPORT INSERTS AND POWERGRID TECHNOLOGY.



**CCM ORTHOMOVE SIZE CHART**

3 - 4.5	5 - 6.5	7 - 8.5	9 - 10.5	11 - 12
S	M	L	XL	XXL

[MS602]  
**SPEEDBLADE +4.0 REPLACEMENT SCREWS**



[XSHRS5]  
**SPEEDBLADE XS HOLDER REPLACEMENT PARTS**  
5 PAIRS



[ACUPLU]  
**SKATE OVEN**



**NEW**  
[STEPKIT]  
**STEP HONING STONE & CLOTH KIT**



[BRANOK]  
**BRANNOCK**

[CCRXS]  
**SPEEDBLADE XS CARRYING CASE**





[SKFT4P]  
**JETSPEED FT4 PRO**

KEY FEATURES

**ONE-PIECE BOOT SPEED (SPI 195)**

Closer fit, more energy transfer and ultra lightweight

**METATOMIC XS TONGUE**

3-layer replaceable with anatomical feel

**STEP BLACKSTEEL (+4mm)**

Best glide and edge life in the game



[SKFT4]  
**JETSPEED FT4**

KEY FEATURES

**ONE-PIECE BOOT SPEED (SPI 180)**

Closer fit, more energy transfer and lightweight

**TRITECH XS TONGUE**

Replaceable classic 3-layer tongue

**STEP STEEL (+4mm)**

Highest quality steel with optimized profile



[SK485]  
**JETSPEED FT485**

KEY FEATURES

**ONE-PIECE BOOT (SPI 165)**

Thermoformable composite provides closer fit and more energy transfer

**MEMORY FOAM ANKLE PADS**

Increases comfort for all

**ASYMMETRICAL XS DUAL LAYER TONGUE**

Replaceable tongue with anatomical feel



[SK100KP]  
**RIBCOR 100K PRO**

KEY FEATURES

**ONE-PIECE BOOT FLEX**

Closer fit, more energy transfer and better forward flex

**FLEXMOTION XS TONGUE**

Improves forward flex

**STEP BLACKSTEEL (+4mm)**

Best glide and edge life in the game



[SK90K]  
**RIBCOR 90K**

KEY FEATURES

**3D-LASTED, 2-PIECE FLEXFRAME BOOT**

Pro-caliber composite boot providing better forward flex

**ASYMMETRICAL XS DUAL LAYER TONGUE**

Replaceable tongue with anatomical feel

**XS1 STAINLESS (+2mm)**

Taller steel helps perform agile movements



[SK88K]  
**RIBCOR 88K**

KEY FEATURES

**2-PIECE METAFRAME BOOT WITH COMPOSITE**

Ergonomic boot shape provides best-in-class fit.

**ADPT MEMORY FOAM ANKLE PADS**

Replicates comfort of elite skates

**ASYMMETRICAL XS DUAL LAYER TONGUE**

Replaceable tongue with anatomical feel



[SKAS3P]  
**SUPER TACKS AS3 PRO**

KEY FEATURES

**ONE-PIECE BOOT (SPI 215)**

Closer fit, more energy transfer and better power strides

**MEMORY FOAM COMFORT ANKLE PADS**

Increases comfort on stiffer boot

**XS1 BLACK (+2mm)**

Taller steel helps perform agile movements



[SKAS3]  
**SUPER TACKS AS3**

KEY FEATURES

**ONE-PIECE BOOT (SPI 190)**

Closer fit, more energy transfer and better power strides

**TRITECH XS TONGUE**

Replaceable classic 3-layer tongue

**XS STAINLESS**

Durable and super lightweight steel



[SK9380]  
**SUPER TACKS 9380**

KEY FEATURES

**2-PIECE METAFRAME BOOT WITH COMPOSITE (SPI 175)**

Ergonomic boot shape provides best-in-class fit

**ADPT MEMORY FOAM ANKLE PADS**

Replicates comfort of elite skates

**ASYMMETRICAL XS DUAL LAYER TONGUE**

Replaceable tongue with anatomical feel





[SK475]  
**JETSPEED FT475**

- KEY FEATURES
- ONE-PIECE BOOT (SPI 140)**  
Best-in-class fit and energy transfer
  - XS REPLACEABLE TONGUE**  
Ability to customize fit
  - XS HOLDER**  
Ability to customize steel



[SK86K]  
**RIBCOR 86K**

- KEY FEATURES
- 2-PIECE SYNTHETIC COMPOSITE BOOT**  
Provides support and forward flex features
  - XS REPLACEABLE TONGUE**  
Ability to customize fit
  - XS HOLDER**  
Ability to customize steel



[SK9370]  
**SUPER TACKS 9370**

- KEY FEATURES
- 2-PIECE METAFRAME BOOT (SPI 155)**  
Ergonomic boot shape provides best-in-class fit
  - XS REPLACEABLE TONGUE**  
Ability to customize fit
  - XS HOLDER**  
Ability to customize steel



[SK9360]  
**SUPER TACKS 9360**

- KEY FEATURES
- 3D INJECTED BOOT (SPI 125)**  
Supportive boot structure provides excellent comfort
  - 7mm FELT TONGUE**  
Added foam for extra comfort
  - CCM SPEEDBLADE**  
Non-replaceable holder & steel



[SK9350]  
**SUPER TACKS 9350**

- KEY FEATURES
- 3D INJECTED BOOT (SPI 115)**  
Supportive boot structure provides excellent comfort
  - 5mm FELT TONGUE**  
Base comfort structure
  - CCM SPEEDBLADE**  
Non-replaceable holder & steel

# CCM PERFORMANCE LAB



## RESEARCH AND RETAIL DEVELOPMENT

AT CCM, WE ARE ALWAYS LOOKING TO PUSH INNOVATION. THE STICK CATEGORY RELIES ON ADVANCES IN MECHANICAL ENGINEERING TO ALLOW DATA DRIVEN PERFORMANCE.



**41**  
R&D STUDIES

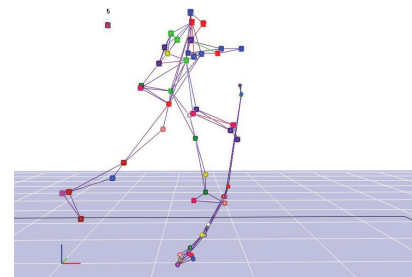
---

**30 240**  
SHOTS ANALYSED

---

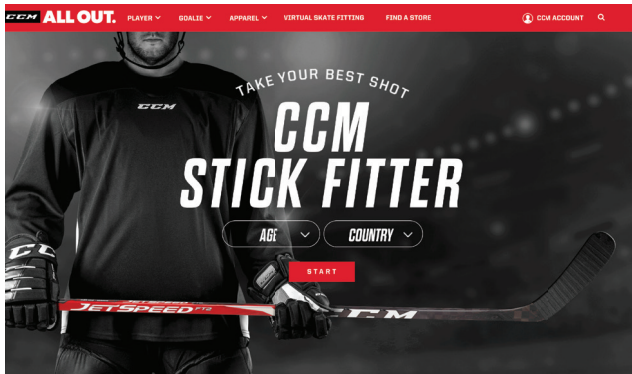
**353**  
PLAYERS

**85** NHL PROSPECTS      **25** NHL PROS



## FITTING

### ONLINE STICK FITTER



### IN-STORE STICK FITTER



**THE CCM STICK FITTER IS AN INNOVATIVE RETAIL EXPERIENCE THAT IS DESIGNED TO HELP PLAYERS FIND THE RIGHT STICK FOR THEIR GAME.**



# RIBCORE

# JET SPEED

# SUPER TACKS

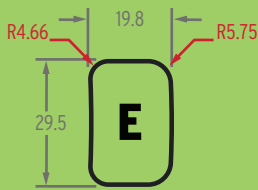
## LOW KICK POINT

GRADUAL DECREASE IN STIFFNESS IN THE BOTTOM OF THE SHAFT TO MAXIMIZE EASE OF LOADING AND QUICK RELEASES.

### QUICK LOADING

SHORT LOADING PERIOD BENEFITS PLAYERS LOOKING FOR QUICK RELEASE OF THE PUCK.

### E-GEOMETRY



REGULAR THIN BLADE

RIBCORE

FCM

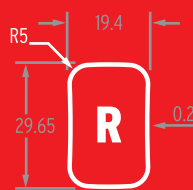
## HYBRID KICK POINT

OPTIMIZED FLEX ZONES CREATES A HINGE EFFECT FOR GREATER SPEED.

### RESPONSIVE LOADING

HINGE EFFECTS CONCENTRATES LOADING ZONES FOR PLAYERS LOOKING FOR BLEND OF SPEED AND RESPONSE

### R-GEOMETRY



STIFF BLADE WITH DAMP-CORE

JET SPEED

FCM

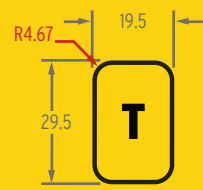
## MID KICK POINT

STIFF BOTTOM OF THE SHAFT FOR MORE CONTROL WITH A SOFTER MID-SECTION TO MAXIMIZE LOADING AND POWER.

### AGGRESSIVE LOADING

THE ENERGY STORED BY THE LONGER LOADING PERIOD BENEFITS PLAYERS LOOKING FOR POWER AND ACCELERATION

### T-GEOMETRY



XX-STIFF BLADE

SUPER TACKS

FCM

— = STIFF  
— = SOFT



## CURVE COMPARISON

**P29 - PASSIVE**

MORE TRADITIONAL, FOR PLAYERS WHO ARE STRAIGHTER WHEN SHOOTING

**P90TM - HAPPY MEDIUM**

DEVELOPED FOR TODAY'S GAME, AN HYBRID OF THE P29 AND THE P28

**P28 - AGGRESSIVE**

FOR PLAYERS WHO'S HANDS ARE OUT IN FRONT AND CAN FIRE FROM THE TOE OF THE BLADE

# JETSPEED FT4 PRO

THE RED ROCKET STRIKES AGAIN. NO LONGER A SECRET WITH PRO SNIPERS, BE THE TALK OF THE LEAGUE WITH THE NEW JETSPEED FT4 PRO STICK. FEATURING OUR MOST POPULAR KICK POINT AT PRO AND OUR NEW SKELETON+ TECHNOLOGY, YOU'LL BE SURE TO SCORE FROM EVERYWHERE.

## TECH 001

### NEW SKELETON+ TECHNOLOGY

NEW MANUFACTURING TECHNOLOGY FOUND IN THE TAPER AREA WHICH PROVIDES A LIGHTER AND BETTER FEELING STICK YOU CAN RELY ON IN KEY MOMENTS OF THE GAME

## TECH 002

### NANOLITE CARBON LAYERING

HIGH-PERFORMANCE CARBON LAYERING TECHNOLOGY COMBINED WITH SIGMATEX® SPREAD TOW CREATES A STICK THAT'S BOTH INCREDIBLY LIGHT AND INCREDIBLY STRONG

## TECH 003

### HYBRID KICK POINT

CREATES A HINGE EFFECT SO YOU CAN LOAD THE STICK USING A BLEND OF SPEED AND RESPONSE

## TECH 004

### SHAFT: R-GEOMETRY

A STREAMLINED SHAPE WITH ROUNDED CORNERS AND CONCAVE SIDES THAT KEEPS GAINING IN POPULARITY. IT DELIVERS HIGH-PERFORMANCE AND ULTRA-COMFORT



[HSFT4P] **NEW**  
**JETSPEED**  
**FT4 PRO**  
 STICKS

- SR \_\_\_\_\_
- INT \_\_\_\_\_
- JR \_\_\_\_\_
- YT \_\_\_\_\_

**TAPER**

**NEW SKELETON+**  
 New technology found in the taper area which provides not only a lighter and better feeling stick, but also better reliability in key moments due to more consistent manufacturing.

**KICK POINT**

**HYBRID KICK POINT**  
 Creates a hinge effect so you can load the stick using a blend of speed and response.

**SHAFT TECHNOLOGY**

**NANOLITE CARBON LAYERING**  
 High-performance carbon layering technology combined with sigmatex® spread tow creates a stick that's both incredibly light and incredibly strong.

**BLADE**

**RR-90 BLADE WITH DAMP-CORE**  
 Featuring our exclusive dampening material and an optimized stiffness, it provides the right mix of feel and pop for the best of both worlds.

**SHAFT DIMENSIONS**

**R-GEOMETRY**  
 A streamlined shape with rounded corners and concave sides that keeps gaining in popularity. It delivers high-performance and ultra-comfort.

**MATERIAL**

**SIGMATEx SPREAD TOW**  
 Developed by a world leader in aerospace technology specifically for CCM, this high-performance spread tow fabric features an innovative weaving process that makes this stick light, strong and durable.

**INTERMEDIATE / JUNIOR**

**UNIQUE I AND J GEOMETRY**  
 Adjusted specifically for each segment's hand size, the rounded corners and concave sides improve control and comfort.

**OFFERING**

- |   |  |
|---|--|
| <b>SR - 95 / 62"</b><br>P28 / P29 / P90TM | <b>INT - 65 / 57"</b><br>P28 / P29 / P90TM |
| <b>SR - 85 / 60"</b><br>P28 / P29 / P90TM | <b>INT - 55 / 55"</b><br>P28 / P29 / P90TM |
| <b>SR - 80 / 60"</b><br>P28 / P29 / P90TM | <b>JR - 50 / 54"</b><br>P28 / P29 / P90TM  |
| <b>SR - 75 / 60"</b><br>P28 / P29 / P90TM | <b>JR - 40 / 51"</b><br>P28 / P29 / P90TM  |
| <b>SR - 70 / 60"</b><br>P28 / P29 / P90TM | <b>YT - 30 / 48"</b><br>P28                |

**BOOKING ONLY**

- SR
- P19
- SR - INT - JR
- P88

[HSFT4] **NEW**  
**JETSPEED**  
**FT4**  
 STICKS

- SR \_\_\_\_\_
- INT \_\_\_\_\_
- JR \_\_\_\_\_

**TAPER**

**NEW SKELETON+**  
 New technology found in the taper area which provides not only a lighter and better feeling stick, but also better reliability in key moments due to more consistent manufacturing.

**KICK POINT**

**HYBRID KICK POINT**  
 Creates a hinge effect so you can load the stick using a blend of speed and response.

**BLADE**

**JF-90 BLADE WITH DAMP-CORE**  
 With an exclusive dampened core and tactile surface, this lightweight blade is designed to give you an heightened feel for the puck.

**SHAFT DIMENSIONS**

**R-GEOMETRY**  
 A streamlined shape with rounded corners and concave sides that keeps gaining in popularity. It delivers high-performance and ultra-comfort.

**MATERIAL**

**CARBON MATRIX TECHNOLOGY**  
 A lightweight carbon fiber weave for great performance, strength and durability throughout the entire stick.

**INTERMEDIATE**

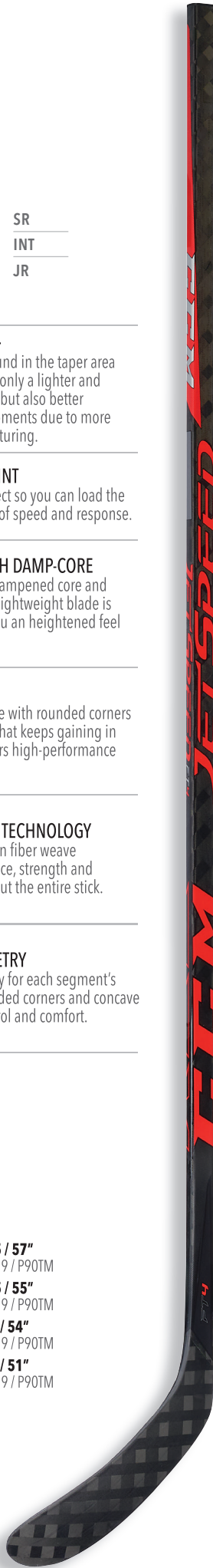
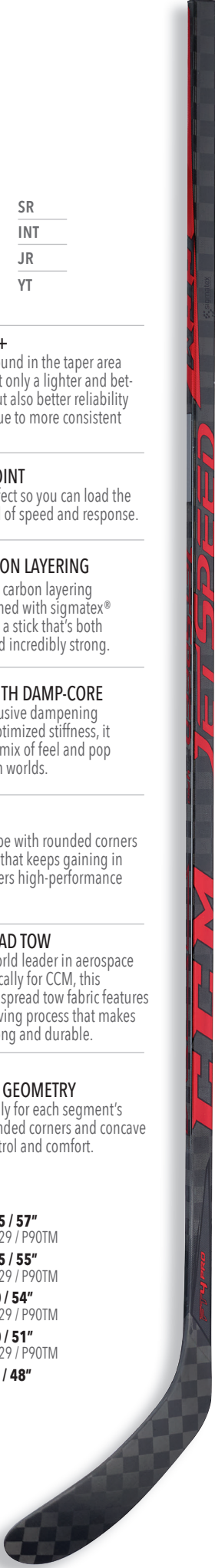
**UNIQUE I GEOMETRY**  
 Adjusted specifically for each segment's hand size, the rounded corners and concave sides improve control and comfort.

**OFFERING**

- |   |  |
|---|--|
| <b>SR - 95 / 62"</b><br>P28 / P29 / P90TM | <b>INT - 65 / 57"</b><br>P28 / P29 / P90TM |
| <b>SR - 85 / 60"</b><br>P28 / P29 / P90TM | <b>INT - 55 / 55"</b><br>P28 / P29 / P90TM |
| <b>SR - 80 / 60"</b><br>P28 / P29 / P90TM | <b>JR - 50 / 54"</b><br>P28 / P29 / P90TM  |
| <b>SR - 75 / 60"</b><br>P28 / P29 / P90TM | <b>JR - 40 / 51"</b><br>P28 / P29 / P90TM  |

**BOOKING ONLY**

- SR
- P19
- SR - INT - JR
- P88



[HSJ475] **NEW**  
**JETSPEED**  
**475**  
 STICK

SR  
 INT  
 JR

**KICK POINT**  
**HYBRID KICK POINT**  
 Creates a hinge effect so you can load the stick using a blend of speed and response.

**BLADE**  
**JS3 BLADE**  
 With an exclusive dampened core and tactile surface, this lightweight blade is designed to give you an heightened feel for the puck.

**SHAFT DIMENSIONS**  
**R-GEOMETRY**  
 A streamlined shape with rounded corners and concave sides that keeps gaining in popularity. It delivers high-performance and ultra-comfort.

**MATERIAL**  
**CARBON MATRIX TECHNOLOGY WITH TACTILE BLADE FINISH**  
 A lightweight carbon fiber weave for great performance, strength and durability on blade only.

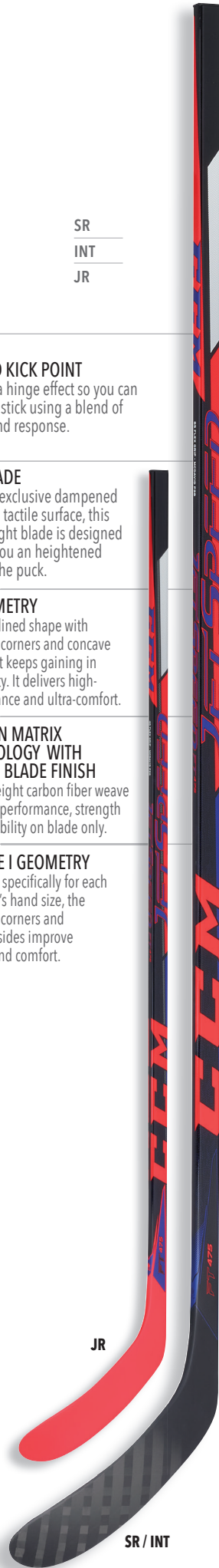
**INTERMEDIATE**  
**UNIQUE I GEOMETRY**  
 Adjusted specifically for each segment's hand size, the rounded corners and concave sides improve control and comfort.

**OFFERING**

- SR - 85 / 60"**  
P28 / P29
- SR - 75 / 60"**  
P28 / P29
- INT - 65 / 57"**  
P28 / P29
- INT - 55 / 55"**  
P28 / P29
- JR - 50 / 54"**  
P28 / P29
- JR - 40 / 51"**  
P28 / P29

JR

SR / INT



[HSJ465] **NEW**  
**JETSPEED**  
**465**  
 STICK

SR  
 INT  
 JR

**KICK POINT**  
**HYBRID KICK POINT**  
 Creates a hinge effect so you can load the stick using a blend of speed and response

**BLADE**  
**STIFF BLADE**  
 Blade developed to provide durability

**SHAFT DIMENSIONS**  
**R-GEOMETRY**  
 A streamlined shape with rounded orners and concave sides that keeps gaining in popularity. It delivers high-performance and ultra-comfort.

**OFFERING**

- SR - 85 / 60"**  
P29
- SR - 75 / 60"**  
P29
- INT - 65 / 57"**  
P29
- INT - 55 / 55"**  
P29
- JR - 50 / 54"**  
P29
- JR - 40 / 51"**  
P29
- YTH - 30 / 45"**  
P29
- YTH - 20 / 43"**  
P29



[HSRIB8]  
**RIBCOR TRIGGER 5 PRO**  
STICKS

SR  
INT  
JR

**SHAFT TECHNOLOGY**  
**NANOLITE CARBON LAYERING**  
High-performance carbon layering technology combined with Sigmatex® spread tow creates a stick that's both incredibly light and incredibly strong.

**KICK POINT**  
**LOW KICK POINT**  
Featuring a soft taper area and optimal vertical flex, our signature Ribcor Asymmetric Taper design maximizes loading and quick release of the puck.

**SHAFT SHAPE**  
**ERGONOMIC SHAFT DESIGN**  
Advanced ergonomic construction designed by the CCM Performance Lab in collaboration with the best hockey players in the game.

**BLADE**  
**AGILITY BLADE**  
The agility blade facilitates quick release and increases shot accuracy.

**OFFERING**

**SR - 95 / 62"**  
P28 / P29 / P90TM  
**SR - 85 / 60"**  
P28 / P29 / P90TM  
**SR - 75 / 60"**  
P28 / P29 / P90TM  
**SR - 70 / 60"**  
P28 / P29 / P90TM

**INT - 65 / 57"**  
P28 / P29 / P90TM  
**INT - 55 / 55"**  
P28 / P29 / P90TM  
**JR - 50 / 54"**  
P28 / P29 / P90TM  
**JR - 40 / 51"**  
P28 / P29 / P90TM

**BOOKING ONLY**

**SR**  
P19  
**SR - INT - JR**  
P88

[HSRC5]  
**RIBCOR TRIGGER 5**  
STICKS

SR  
INT  
JR

**SHAFT TECHNOLOGY**  
**CARBON MATRIX TECHNOLOGY**  
Developed using cutting edge design tools to substantially reduce weight without sacrificing durability.

**KICK POINT**  
**LOW KICK POINT**  
Featuring a soft taper area and optimal vertical flex, our signature Ribcor Asymmetric Taper design maximizes loading and release.

**SHAFT SHAPE**  
**ERGONOMIC SHAFT DESIGN**  
Advanced ergonomic construction designed by the CCM Performance Lab in collaboration with the best hockey players on the planet.

**BLADE**  
**ASCENT BLADE 2 WITH PEEL PLY BLADE TEXTURE**  
Lightweight blade with tactile surface and reinforced heel/toe area offers heightened puck feel.

**OFFERING**

**SR - 95 / 62"**  
P28 / P29 / P90TM  
**SR - 85 / 60"**  
P28 / P29 / P90TM  
**SR - 75 / 60"**  
P28 / P29 / P90TM  
**SR - 70 / 60"**  
P28 / P29 / P90TM

**INT - 65 / 57"**  
P28 / P29 / P90TM  
**INT - 55 / 55"**  
P28 / P29 / P90TM  
**JR - 50 / 54"**  
P28 / P29 / P90TM  
**JR - 40 / 51"**  
P28 / P29 / P90TM

**BOOKING ONLY**

**SR**  
P19  
**SR - INT - JR**  
P88

[HSRC76]  
**RIBCOR 76K**  
STICKS

SR  
INT

**MATERIAL**  
**CARBON MATRIX TECHNOLOGY ON BLADE**  
The carbon fibre weave that provides remarkable overall stiffness and strength for added durability. Tactile blade surface delivers heightened puck feel.

**KICK POINT**  
**LOW KICK POINT**  
Engineered low-kick point drives quickness of release.

**SHAFT SHAPE**  
**ENHANCED POP MATRIX TECHNOLOGY**  
Re-engineered Ribcor geometry offers a more efficient and seamless energy transfer to maximize bending strength and speed of release.

**BLADE**  
**ASCENT BLADE 2 WITH PEEL PLY BLADE TEXTURE**  
An optimized stiffness profile that transitions seamlessly from softer in the heel to extra stiff in the toe for heightened puck feel and quick releases.

**OFFERING**

**SR - 85 / 60"**  
P28 / P29  
**SR - 75 / 60"**  
P28 / P29  
**INT - 55 / 55"**  
P28 / P29

JR

SR / INT

[HSAS3P]  
**SUPER TACKS AS3 PRO**  
STICK

SR  
INT  
JR  
YT

**SHAFT TECHNOLOGY**  
**NANOLITE CARBON LAYERING**  
High-performance carbon layering technology combined with sigmatex® spread tow creates stick that's both incredibly light and incredibly strong.

**KICK POINT**  
**MID KICK POINT**  
Built with a soft mid-section for longer loading periods to store maximum energy, plus a stiff taper zone to boost stability and response.

**SHAFT SHAPE**  
**T-SHAPED SHAFT GEOMETRY**  
This proven square-shaped design provides players with a traditional feel that fits comfortably into the hands.

**BLADE**  
**ACU4 BLADE XX-STIFF BLADE**  
Our stiffest construction, this lightweight blade features a tactile surface for maximum feel and shot control, plus a reinforced toe and heel for unmatched durability.

**OFFERING**

**SR - 95 / 62"**  
P28 / P29 / P90TM  
**SR - 85 / 60"**  
P28 / P29 / P90TM  
**SR - 80 / 60"**  
P28 / P29 / P90TM  
**SR - 75 / 60"**  
P28 / P29 / P90TM  
**SR - 70 / 60"**  
P28 / P29 / P90TM

**INT - 65 / 57"**  
P28 / P29 / P90TM  
**INT - 55 / 55"**  
P28 / P29 / P90TM  
**JR - 50 / 54"**  
P28 / P29 / P90TM  
**JR - 40 / 51"**  
P28 / P29 / P90TM  
**YT - 30 / 48"**  
P28

**BOOKING ONLY**

**SR**  
P19  
**SR - INT - JR**  
P88

[HSAS3]  
**SUPER TACKS AS3**  
STICK

SR  
INT

**SHAFT TECHNOLOGY**  
**C6 WEAVE ON BLADE AND ON SHAFT**  
A carbon fibre weave that provides remarkable overall stiffness and strength for added durability on the shaft and blade.

**KICK POINT**  
**MID KICK POINT**  
A soft mid-section allows for a longer loading period to store more energy while the stiff taper zone maximizes stability and response.

**SHAFT SHAPE**  
**T-SHAPED SHAFT GEOMETRY**  
This proven square-shaped design provides players with a traditional feel that fits comfortably into the hands.

**BLADE**  
**ACU X-STIFF BLADE**  
Extra-stiff, lightweight construction featuring a tactile surface for maximum feel and shot control, plus a reinforced toe and heel for unmatched durability.

**OFFERING**

**SR - 95 / 62"**  
P28 / P29 / P90TM  
**SR - 85 / 60"**  
P28 / P29 / P90TM  
**SR - 80 / 60"**  
P28 / P29 / P90TM  
**SR - 75 / 60"**  
P28 / P29 / P90TM

**SR - 70 / 60"**  
P28 / P29 / P90TM  
**INT - 65 / 57"**  
P28 / P29 / P90TM  
**INT - 55 / 55"**  
P28 / P29 / P90TM

**BOOKING ONLY**

**SR**  
P19  
**SR - INT - JR**  
P88



[HS9380]  
**SUPER TACKS  
 9380**  
 STICK

SR  
 INT  
 JR

SHAFT  
 TECHNOLOGY

**C6 WEAVE ON BLADE**  
 A carbon fibre weave that provides remarkable overall stiffness and strength for added durability on the shaft and blade.

KICK  
 POINT

**MID KICK POINT**  
 All-in-one flex profile with two different stiffness zones delivering maximum loading for both wrist and slap shots.

SHAFT  
 SHAPE

**T-SHAPED SHAFT GEOMETRY**  
 This proven square-shaped design provides players with a traditional feel that fits comfortably into the hands.

BLADE

**ULTRA ATTACKFRAME BLADE**  
 Lightweight blade with high torsional and bending stiffness for accurate shooting and passing.

**OFFERING**

- SR - 85 / 60"**  
P28 / P29
- SR - 75 / 60"**  
P28 / P29
- INT - 65 / 57"**  
P28 / P29
- INT - 55 / 55"**  
P28 / P29
- JR - 50 / 54"**  
P28 / P29
- JR - 40 / 51"**  
P28 / P29

JR

SR / INT

[HS9360]  
**SUPER TACKS  
 9360**  
 STICK

SR  
 INT  
 JR

SHAFT  
 TECHNOLOGY

**C6 WEAVE ON BLADE**  
 A carbon fibre weave that provides remarkable overall stiffness and strength for added durability on the shaft and blade.

KICK  
 POINT

**MID KICK POINT**  
 All-in-one flex profile with two different stiffness zones -delivering maximum loading for both wrist and slap shots.

SHAFT  
 SHAPE

**T-SHAPED SHAFT GEOMETRY**  
 This proven square-shaped design provides players with a traditional feel that fits comfortably into the hands.

BLADE

**ULTRA ATTACKFRAME BLADE**  
 Lightweight blade with high torsional and bending stiffness for accurate shooting and passing.

**OFFERING**

- SR - 85 / 60"**  
P29
- SR - 75 / 60"**  
P29
- INT - 65 / 57"**  
P28 / P29
- INT - 55 / 55"**  
P29
- JR - 50 / 54"**  
P29
- JR - 40 / 51"**  
P29

[HSAS3Y]  
**TACKS  
 YOUTH**  
 STICK

SHAFT

Lightweight and super durable, the shaft is designed to help smaller hands handle a stick like its second nature.

BLADE

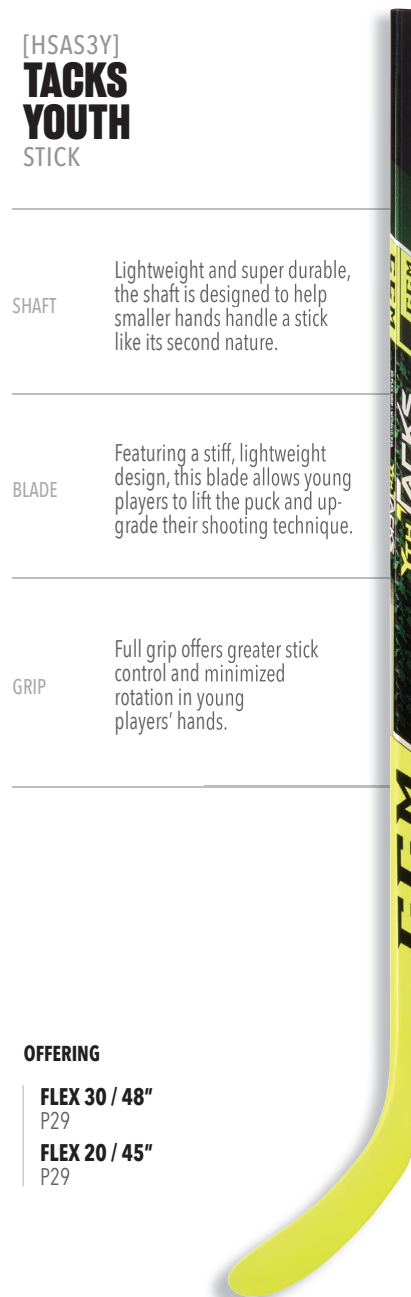
Featuring a stiff, lightweight design, this blade allows young players to lift the puck and upgrade their shooting technique.

GRIP

Full grip offers greater stick control and minimized rotation in young players' hands.

**OFFERING**

- FLEX 30 / 48"**  
P29
- FLEX 20 / 45"**  
P29



OFFERING

- SR - P29
- JR - P29
- YT - P29

[HSULT]  
**ULTIMATE** STICK

\*ALSO RECOMMENDED FOR STREET HOCKEY

SR

| JR

| YT

BLADE

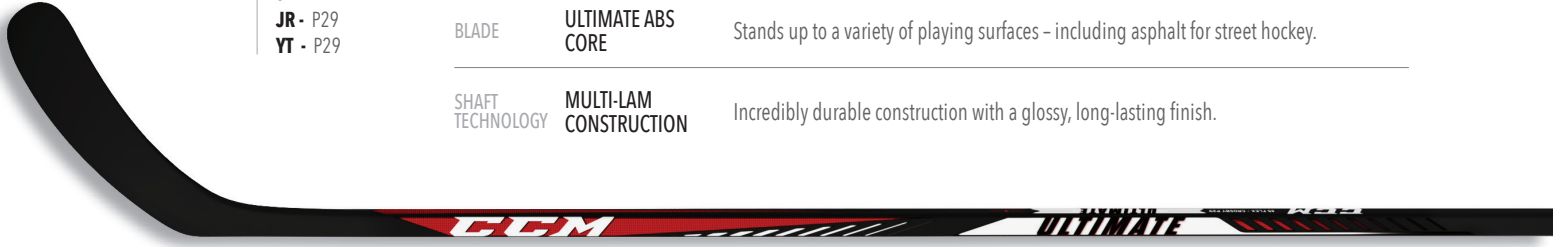
**ULTIMATE ABS CORE**

Stands up to a variety of playing surfaces - including asphalt for street hockey.

SHAFT TECHNOLOGY

**MULTI-LAM CONSTRUCTION**

Incredibly durable construction with a glossy, long-lasting finish.



[ENDPLU]  
**END PLUG**

4 inch composite end plug.  
Shapes: T - R - F



[ENDPLU]  
**END PLUG**

4 inch wood end plug.  
Sizes: SR, JR



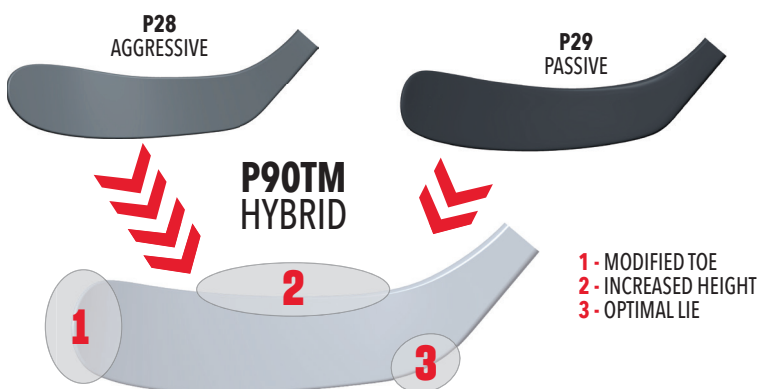
[HSNAMEP]

# NAMEBAR PRINTER

A RETAIL TOOL THAT ALLOWS PLAYERS TO HAVE THEIR NAME PERMANENTLY PRINTED ON THEIR STICK, JUST LIKE THE PROS.

## HOW IT WORKS:

- 1) Simply type in the name of the player.
- 2) Press the printer on the namebar and release the trigger.
- 3) Slowly move the printer downwards.



## P90TM CURVE EVALUATION

POPULAR WITH OUR PRO PLAYERS, THE NEW P90TM BLENDS THE P28 AND THE P29 CURVES AND A SUBTLE TOE CURVE. COMBINED WITH A MAX HEIGHT AND A LOWER LIE, THIS IS IDEAL FOR THE PLAYER LOOKING FOR AN EDGE ON FACE-OFFS OR TO HELP TIPPING PUCKS IN THE AIR.

	<b>POSITION</b> MID <b>SIZE</b> BIG <b>OPENESS</b> OPENED	<b>BENEFITS</b> Best of both worlds, the new P90TM blends the P28 and P29 with a max height feature.	<b>P90TM</b>
	<b>POSITION</b> MID/TOE <b>SIZE</b> BIG <b>OPENESS</b> OPENED	<b>BENEFITS</b> Great for toe drags and hitting the top shelf.	<b>P28 (186-2)</b> (BAUER P28 / WARRIOR W28 / EASTON E28 / TRUE TC3)
	<b>POSITION</b> MID <b>SIZE</b> BIG <b>OPENESS</b> OPENED	<b>BENEFITS</b> The all-in-one. Accurate passing, good control and a hard shot.	<b>P29 (203-2)</b> (BAUER P92 / WARRIOR W03 / TRUE TC2 / EASTON E/P3 / SHERWOOD PP26)
	<b>POSITION</b> MID <b>SIZE</b> MEDIUM <b>OPENESS</b> CLOSED	<b>BENEFITS</b> Good for stickhandling and controlling shots.	<b>P88 (184-1)</b> (BAUER P88, WARRIOR W88, EASTON E36, TRUE MC)

[HSFT4P]


## JETSPEED FT4 PRO

**NEW SKELETON + (& R-GEOMETRY)**  
5g weight reduction for a better balanced and more reliable stick

KEY FEATURES

**NANOLITE CARBON LAYERING WITH SIGMATEX**  
Decreases weight, improves strength and increases accuracy

**RR-90 BLADE WITH DAMP-CORE**  
The right mix of feel and pop for the best of both worlds



[HSFT4]


## JETSPEED FT4

**NEW SKELETON + (& R-GEOMETRY)**  
5g weight reduction for a better balanced and more reliable stick

KEY FEATURES

**CARBON MATRIX TECHNOLOGY**  
Great weight while not sacrificing strength

**JF-90 BLADE WITH DAMP-CORE**  
The right balance between stiffness and feel for responsiveness



[HSRIB8]


## RIBCOR TRIGGER 5 PRO

**NANOLITE CARBON LAYERING WITH SIGMATEX**  
Decreases weight, improves strength and increases accuracy

KEY FEATURES

**E-GEOMETRY**  
Ease of loading, quickness of releases and comfort

**EXTRA LIGHT THIN BLADE**  
Lightest blade ever, takes feel to the next level



[HSRC5]


## RIBCOR TRIGGER 5

**CARBON MATRIX TECHNOLOGY**  
great weight while not sacrificing strength

KEY FEATURES

**E-GEOMETRY**  
Ease of loading, quickness of releases and comfort

**THIN BLADE**  
feel while keeping a level of stiffness for quick snaps



[HSAS3P]


## SUPER TACKS AS3 PRO

**NANOLITE CARBON LAYERING WITH SIGMATEX**  
Decreases weight, improves strength and increases accuracy

KEY FEATURES

**T-GEOMETRY**  
Square corners for a traditional grip

**ACCU4 LIGHT BLADE**  
High vertical and torsional stiffness for maximum accuracy



[HSAS3]


## SUPER TACKS AS3

**CARBON MATRIX TECHNOLOGY**  
Great weight while not sacrificing strength

KEY FEATURES

**T-GEOMETRY**  
Square corners for a traditional grip

**ACCU4 BLADE**  
High vertical and torsional stiffness for maximum accuracy




[HSJ475]  
**JETSPEED FT475**

**R-GEOMETRY**  
Rounded corners for best fit and concave walls for great grip control

KEY FEATURES

**CARBON MATRIX TECHNOLOGY ON BLADE**  
Great stiffness at a great weight

**JS3 BLADE**  
The right balance between stiffness and feel




[HSJ465]  
**JETSPEED FT465**

**R-GEOMETRY**  
Rounded corners for best fit and concave walls for great grip control

KEY FEATURES

**FIBERGLASS BLADE**  
Regular blade



[HSRC76]  
**RIBCOR 76K**

**CARBON MATRIX TECHNOLOGY ON BLADE**  
Great stiffness at a great weight

KEY FEATURES

**T-GEOMETRY**  
Most popular at the Pro level, square corners for a traditional grip

**REGULAR C6 BLADE**  
Regular stiffness to provide feel




[HS9380]  
**SUPER TACKS 9380**

**CARBON MATRIX TECHNOLOGY ON BLADE**  
Great stiffness at a great weight

KEY FEATURES

**T-GEOMETRY**  
Square corners for a traditional grip

**XX STIFF C6 BLADE**  
Extremely stiff blade to maximize accuracy



[HS9360]  
**SUPER TACKS 9360**

**T-GEOMETRY**  
Square corners for a traditional grip

KEY FEATURES

**FIBERGLASS BLADE**  
Regular blade




[HSAS3Y]  
**YOUTH TACKS**

**REGULAR KICK POINT**

KEY FEATURES

**FIBERGLASS BLADE**  
Regular blade



# SUPER TACKS X HELMET

GAME-CHANGING R&D AND 3D DIGITAL MANUFACTURING INNOVATION ARE FUSED INTO THE NEW SUPER TACKS X HELMET.

THIS NEXT-GENERATION HELMET KEEPS YOU AT YOUR BEST THROUGHOUT YOUR GAME, WHILE OFFERING PREMIUM PROTECTION AND COMFORT.

## TECH 001

### SUPERIOR BREATHABILITY

INTRODUCING THE FIRST HELMET THAT NOT ONLY PROTECTS YOU, BUT HELPS YOU PERFORM AT YOUR BEST, FROM YOUR FIRST TO YOUR LAST SHIFT!

### THE SUPER TACKS X HELMET WILL HELP YOU PLAY YOUR BEST HOCKEY FROM START TO FINISH.

THE UNIQUE 3D PRINTED NEST TECH LINER KEEPS YOUR HEAD COOL AND FEELING GREAT DUE TO ITS UNMATCHED MAXIMUM AIRFLOW. WANT TO PLAY BETTER HOCKEY? SCIENTIFIC STUDIES SHOW\* YOUR PERFORMANCE MAY IMPROVE WHEN YOUR HEAD TEMPERATURE IS REGULATED AND KEPT STEADY.

KEEP YOUR PERFORMANCE AT ITS PEAK: INCREDIBLE BREATHABILITY MEANS LESS BODY HEAT IS LOST, LEAVING YOU WITH CONSISTENT ENERGY LEVELS AND A CLEAR HEAD TO MAKE THE BEST DECISIONS ON THE ICE.

NOT ONLY WILL THIS HELMET HELP IMPROVE YOUR PERFORMANCE THROUGHOUT THE GAME, IT WILL HELP YOU RECUPERATE FASTER BETWEEN SHIFTS AND INCREASE YOUR HOCKEY SENSE.




\*THE EFFECT OF INTERMITTENT HEAD COOLING ON AEROBIC PERFORMANCE IN THE HEAT" - JOURNAL OF SPORTS SCIENCE MEDICINE, WALTERS ET AL., 2017

## TECH 002

### PREMIUM COMFORT & FIT

NESTTECH LINER CONFORMS AND WRAPS YOUR HEAD IN A SOFT CONTINUOUS UNPARALLELED FIT.

NEST  
TECH



## TECH 003

### ELITE PROTECTION



NEST TECH 3D PRINTED LATTICE COMPONENTS ARE OPTIMALLY TUNED WITH VARIABLE DENSITIES AT SPECIFIC LOCATIONS THROUGHOUT THE LINER TO HELP DISTRIBUTE ALL TYPES OF HOCKEY IMPACTS IN KEY AREAS.

HYBRID BASE LINER CONSTRUCTED WITH STRATEGICALLY PLACED D3O® SMART MATERIAL FOR ADDED IMPACT ABSORPTION + MULTI-DENSITY FOAMS FOR EXTRA PROTECTION THROUGHOUT.

SUPER TACKS X





**NEST  
TECH**  
HELMET STORAGE  
BAG INCLUDED

[HTSPTX] **NEW**  
**SUPER TACKS X**  
HELMET

SIZES	HAT SIZES
L	58.5 - 63.0 CM / 7 3/8 - 8
M	55.5 - 60.0 CM / 7 - 7 1/2
S	52.5 - 57.0 CM / 6 1/2 - 7 1/8

PROTECTION	NEST TECH 3D PRINTED LINER + D30®	Innovative leading-edge 3D printed continuous fit liner is tuned with different geometries to best manage and help absorb all types of impacts in key locations + Rate sensitive D30® Smart Material further helps distribute impact energy.
COMFORT	NEST TECH LINER + MULTI-DENSITY FOAMS	Offers the ultimate in comfort and fit as it conforms to the shape of your head like no other liner ever has.
ADJUSTMENT	TOOL-FREE FRONT-TO-BACK ADJUSTMENT SYSTEM	Easy to use front-to-back side adjustment with a wider size range for a customized snug fit.
SHELL	SLEEK AESTHETICS AND REINFORCED SIDE IMPACT FRAME	A pro-approved look with structure stiffness for added protection on sides.
COLORS		



[ACCTKXE]  
**SUPER TACKS HELMET  
PERSONALIZATION KIT**

**NEW**  
COMPATIBLE WITH HTSPTX  
AND HT910 HELMETS

ALLOWS PLAYERS TO GIVE THEIR NEW SUPER TACKS X HELMET AN EVEN MORE CUSTOM LOOK SO THE FOCUS IS ON THEM.

CHANGE OVER THE FRONT AND SIDE LOGOS TO MATCH YOUR TEAM COLORS, SWAP OUT YOUR EAR LOOPS TO MATCH OR CONTRAST AT WILL! AND WHY NOT SWITCH YOUR CHIN STRAP FOR AN EVEN MORE UNIQUE LOOK?

EACH KIT INCLUDES:

- 1x FRONT LOGO PLATE
- 2x SIDE LOGO STICKERS
- 2x EAR LOOPS WITH COLOR INSERTS
- 1x CONTRASTING CHIN STRAP

COLORS

RED	RYL	ORG	KGN	SNF

Each color set sold separately



**I.Q.SHION  
GEL**

[HT910 / HT910C]  
**TACKS 910** HELMET

SIZES	HAT SIZES
L	58.5 - 63.0 CM / 7 3/8 - 8
M	55.5 - 60.0 CM / 7 - 7 1/2
S	52.5 - 57.0 CM / 6 1/2 - 7 1/8

PROTECTION	FLUID INSIDE™ POD MATRIX AND D30® TECHNOLOGY	Designed for an elite level of protection, to distribute impact energy and help to manage all types of impacts thanks to new Fluid Inside pods strategically placed in liner, combined with rate sensitive D30® Smart Material.
COMFORT	I.Q.SHION GEL MEMORY FOAM COMFORT LINER AND DUAL DENSITY MOLDED FOAMS WITH SMOOTH CONTOUR EDGE	Offer a pro level of comfort and fit with the added benefit of sweat management properties at the front.
ADJUSTMENT	ACTIVE STABILIZER AND TOOL-FREE ADJUSTMENT SYSTEM	Self-adjusting occipital support cushion and easy front-to-back side adjustment with a wider size range for a customized snug fit.
SHELL	OPTIMIZED AESTHETICS AND REINFORCED SIDE IMPACT FRAME	A pro-approved look with new structure stiffness for added protection on sides.
COLORS		*Offered as a combo with FM780 (S-M-L) in Black

CCM'S INDUSTRY-LEADING TEAM OF ENGINEERS, PRODUCT MANAGERS AND DESIGNERS ARE FOCUSED ON DEVELOPING HELMETS THAT ARE SAFE. SCIENTISTS INDICATE THAT BRAIN INJURIES AND CONCUSSIONS ARE MAINLY DUE TO LINEAR AND ROTATIONAL ACCELERATIONS OF THE BRAIN BUT SCIENCE HAS YET TO REACH A CONSENSUS ON THE QUESTION. **NO HOCKEY HELMET CAN PREVENT OR ELIMINATE THE RISK OF HEAD INJURY, INCLUDING CONCUSSIONS**



[HT710 / HT710C]  
**TACKS 710** HELMET

SIZES	HAT SIZES
L	57 - 62 CM / 7 1/8 - 7 3/4
M	55 - 59 CM / 6 7/8 - 7 3/8
S	51 - 56 CM / 6 3/8 - 7

**PROTECTION/COMFORT** I.Q.SHION FOAM COMFORT LINER WITH D3O® AND R.E.D. SYSTEM  
Designed to help manage multiple types of impacts while offering a premium level of comfort and fit.

**ADJUSTMENT** SINGLE TOOL-FREE ADJUSTMENT  
Easy adjustment at the back of the helmet for a customized snug fit.

**SHELL** DESIGNED TO MAXIMIZE PROTECTIVE CAPABILITIES  
A pro preferred look with geometry that helps absorb impacts.

**COLORS** \*Offered as a combo with FM680 (S-M-L) in Gunmetal



[HT310 / HT310C]  
**TACKS 310** HELMET

SIZES	HAT SIZES
L	57 - 62 CM / 7 1/8 - 7 3/4
M	55 - 59 CM / 6 7/8 - 7 3/8
S	51 - 56 CM / 6 3/8 - 7

**PROTECTION/COMFORT** I.Q.SHION FOAM COMFORT LINER WITH D3O®  
High level of protection and offers a premium level of comfort and fit.

**ADJUSTMENT** SINGLE TOOL-FREE ADJUSTMENT  
Easy adjustment at the back of the helmet for a customized snug fit.

**SHELL** DESIGNED TO MAXIMIZE PROTECTIVE CAPABILITIES  
A pro preferred look with geometry that helps absorb impacts.

**COLORS** \*Offered as a combo with FM680 (S-M-L) in Gunmetal



[HT210 / HT210C] **NEW**  
**TACKS 210** HELMET

SIZES	HAT SIZES
L	58.5 - 63.0 CM / 7 3/8 - 8
M	55.5 - 60.0 CM / 7 - 7 1/2
S	52.5 - 57.0 CM / 6 1/2 - 7 1/8

**PROTECTION/COMFORT** DUAL DENSITY VN + EVA FOAM LINER  
Developed for great comfort and impact protection, with fewer gaps in liner for a more head-hugging fit.

**ADJUSTMENT** SINGLE TOOL-FREE ADJUSTMENT  
Easy adjustment at the back of the helmet for a customized snug fit.

**SHELL** DESIGNED TO MAXIMIZE PROTECTIVE CAPABILITIES  
A sleek low profile look with geometry that helps absorb impacts.

**COLORS** \*Offered as a combo with FMS80 (S-M-L) in black





MUST BE ORDERED IN MULTIPLES OF 3

[HT50 / HT50C]  
**CCM50** HELMET

SIZES	HAT SIZES
SR	57.5 - 62 CM / 7 1/4 - 7 3/4
L	54.5 - 59 CM / 6 3/4 - 7 3/8
M	50.5 - 56 CM / 6 1/4 - 7
S	48 - 53 CM / 6 - 6 5/8
JR	
XS	

COMFORT	MULTI DENSITY FOAM LINER	Liner designed to provide high levels of comfort and protection.
ADJUSTMENT	TOOL FREE FIT CLIPS LENGTH ADJUSTMENT	Easy adjustment on the side of the helmet for a customized fit and high level of comfort.
SHELL	HIGH-DENSITY PE SHELL	Lightweight high level of protection.
COLORS		*Offered as a combo with FM50 (XS-S-M-L) in silver

DESIGNED SPECIFICALLY FOR THE PLAYER FROM **7 TO 11** YEARS OLD



D3O<sup>4</sup>

[HTFLJRC]  
**FL3DS JUNIOR** HELMET

SIZE	HAT SIZES
JR (ONE SIZE)	49 - 57 CM - 6 1/8 - 7 1/8

PROTECTION/COMFORT	MULTI DENSITY LINER WITH INTEGRATED D3O <sup>®</sup> SMART MATERIAL	Designed to help manage junior specific impacts.
ADJUSTMENT	TOOL FREE FACEMASK ADJUSTMENT + FRONT-TO-BACK SIDE CLIPS	An easy-to-adjust helmet that will grow with the player.
SHELL	HIGH-DENSITY PE SHELL	Lightweight elite level of protection.
COLORS		

[ACCYTS] \$  
**FL3DS YOUTH/JUNIOR DECALS** HELMET STICKER PACK

PINK - BLUE - RED - NEON YELLOW - SILVER - GREEN - BLACK  
\*Contains all colors



DESIGNED SPECIFICALLY FOR THE PLAYER FROM **4 TO 7** YEARS OLD



D3O<sup>4</sup>

[HTYTHC]  
**FL3DS YOUTH** HELMET

SIZE	HAT SIZES
YT (ONE SIZE)	47 - 55 CM - 5 7/8 - 6 7/8

PROTECTION/COMFORT	MULTI DENSITY LINER WITH INTEGRATED D3O <sup>®</sup>	Designed to help manage youth specific impacts.
ADJUSTMENT	TOOL FREE FACEMASK ADJUSTMENT + FRONT-TO-BACK SIDE CLIPS	An easy-to-adjust helmet that will grow with the player.
SHELL	HIGH-DENSITY PE SHELL	Lightweight elite level of protection.
COLORS		

**5** SUPER EASY STEPS



CCM'S INDUSTRY-LEADING TEAM OF ENGINEERS, PRODUCT MANAGERS AND DESIGNERS ARE FOCUSED ON DEVELOPING HELMETS THAT ARE SAFE. SCIENTISTS INDICATE THAT BRAIN INJURIES AND CONCUSSIONS ARE MAINLY DUE TO LINEAR AND ROTATIONAL ACCELERATIONS OF THE BRAIN BUT SCIENCE HAS YET TO REACH A CONSENSUS ON THE QUESTION. **NO HOCKEY HELMET CAN PREVENT OR ELIMINATE THE RISK OF HEAD INJURY, INCLUDING CONCUSSIONS**



HELMET STORAGE BAG INCLUDED

[FMFV1]  
**FV1 FULL FACE VISOR**

SIZES SR  
JR



CONSTRUCTION	IMPACT RESISTANT POLYCARBONATE WITH ANTI-FOG AND ANTI SCRATCH	High-quality material and finish offers a wide and unobstructed field of vision.
DESIGN	OPTIMAL VENT PLACEMENT	Modern vent design maximizes air flow for great breathability during play.
CHIN CUP	MULTI DENSITY FOAM CHIN CUP	Comfortable and snug fitting chin cup.
CERTIFICATION	CSA, HECC, CE	

	FITLITE	HTFL3DS			HTFL90		
		S	M	L	S	M	L
B2	FV1 JR	✓			✓		
B1	FV1 SR	✓	✓	✓	✓	✓	✓

	TACKS	HT910			HT710			HT310			HT110		
		S	M	L	S	M	L	S	M	L	S	M	L
B2	FV1 JR	✓			✓			✓			✓		
B1	FV1 SR	✓	✓	✓	✓	✓	✓	✓	✓	✓	✓	✓	✓

	TACKS	HTSPTX			HTSPTXCU		
		S	M	L	S	M	L
B2	FV1 JR	✓			✓		
B1	FV1 SR	✓	✓	✓	✓	✓	✓

	BAUER	RE-AKT			RE-AKT 75			RE-AKT 150		
		S	M	L	S	M	L	S	M	L
B2	FV1 JR	✓			✓			✓		
B1	FV1 SR	✓	✓	✓	✓	✓	✓	✓	✓	✓



[ACCFVC]  
**FV1 FULL FACE VISOR ACCESSORIES**

- 20 top clips - 10L & 10R
- 20 screws



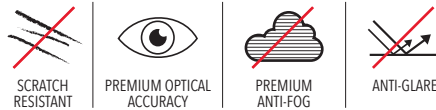
HELMET STORAGE BAG INCLUDED

[VRPRO] **NEW**  
**VRPRO STRAIGHT VISOR**

VISOR + SPACER

- TIME-SAVING NEW INSTALLATION SYSTEM
- PRE-SET WITH ACCVRPRO, READY TO INSTALL ON YOUR CHOSEN HELMET
- INCLUDES 7 PAIRS OF DIFFERENT COLOR SIDE LOGO STICKERS TO CUSTOMIZE YOUR LOOK. RED, NAVY, DARK GREEN, SUNFLOWER, ORANGE, ROYAL, MAROON

CERTIFICATION	CSA, HECC, CE
VISOR HEIGHT	88 MM / 3.5 IN
COLOR	CLEAR



**NEW**  
[ACCVRPRO]  
**VISOR ACCESSORIES**

UNIVERSAL KIT INCLUDES:

- 4 Screws (2 long, 2 short)
- 2 Spacers
- 2 Dual T-nuts

CAN BE USED WITH ALL CCM VISORS.  
\*MUST ORDER IN MULTIPLES OF 5 - EACH SET PACKAGED SEPARATELY



[VR14]  
**VR14 STRAIGHT CERTIFIED VISOR + SPACER**

CERTIFICATION	CSA, HECC, CE	COLOR	CLEAR
VISOR HEIGHT	96 MM / 3.8 IN		



[VR11]  
**VR11 SHORT CUT VISOR + SPACER**

CERTIFICATION	-	COLOR	CLEAR
VISOR HEIGHT	-		



POWERED BY REVISION.



[FM780]  
**780**  
FACEMASK



SIZES SR S, M, L  
COLOR BLK. GML

WIRES	THIN FLAT WIRES	Thin alloy bars designed to provide maximum visibility.
CHIN CUP	MULTI DENSITY FOAM CHIN CUP WITH D30® SMART MATERIAL	Designed to provide high levels of comfort, sweat management, and impact absorbing protection.



[FM50]  
**50**  
FACEMASK

SIZES SR XS, S, M, L  
COLOR BLK, SLV

WIRES	THIN ROUND WIRES	Designed to provide maximum line of sight.
CHIN CUP	COMFORT FOAM WITH WIRE GUARD	Designed for comfort with a good level of protection.

**HELMET SIZE COMPARISON CHART**

		SIZE RANGE (CM)																				
		46	47	48	49	50	51	52	53	54	55	56	57	58	59	60	61	62	63	64	65	66
<b>SUPER TACKS X</b>	S																					
	M																					
	L																					
<b>TACKS 910</b>	S																					
	M																					
	L																					
<b>TACKS 710</b>	S																					
	M																					
	L																					
<b>TACKS 310</b>	S																					
	M																					
	L																					
<b>TACKS 210</b>	S																					
	M																					
	L																					
<b>FL3DS</b>	YT																					
	JR																					
<b>GCM50</b>	XS																					
	S																					
	M																					
<b>FL500</b>	S/M																					
	L																					

**HELMET ACCESSORIES**

- ACCTC2** TOPCLIP • FM780 / FM680 • 40 (20L, 20R)
- ACGTK9E** TACKS 910 EAR COVER, EAR LOOP & STRAP • BLK / WHT  
\*MUST ORDER IN MULTIPLES OF 5 - EACH SET PACKAGED SEPARATELY
- ACCCJ1** JCLIP • FM780 / FM680 / FV1 • 20 (10L, 10R)

- ACCYTK** YT ACCESSORY KIT
  - 1- 2 TOP CLIPS
  - 2- 2 SETS J CLIPS
  - 3- 2 SETS CAGE STRAPS
  - 4- 2 SETS REAR HOOKS
  - \*INCLUDES ALL HARDWARE

- ACGJRK** JR ACCESSORY KIT
  - 1- 2 TOP CLIPS
  - 2- 2 SETS J CLIPS
  - 3- 2 SETS CAGE STRAPS
  - \*INCLUDES ALL HARDWARE

- ACCKTR**
  - 1- FM780 / FM680 / FV1 J-CLIP (12)
  - 2- LEFT J-CLIP (10)
  - 3- RIGHT J-CLIP (10)
  - 4- EARLOOPS (2 PAIR)
  - 5- ROUND POST (25)
  - 6- LONG POST (25)
  - 7- SQUARE POST (20)
  - 8- REAR SNAP SCREW (25)
  - 9- PLASTIC BUCKLES (15)
  - 10- FM780 / FM680 TOPCLIP (20)
  - 11- FL40 TOPCLIP (10L/10R)
  - 12- FMFL80 / FM50 TOPCLIP (20)
  - 13- REAR SNAP (25)
  - 14- LONG SCREW (25)
  - 15- MEDIUM SCREW (25)



# JETSPEED GLOVES

NEW LIGHTWEIGHT PROTECTIVE GEAR TO KEEP YOU AT THE TOP OF YOUR GAME. JETSPEED IS SYNONYMOUS WITH MOBILITY - YOU CAN ENSURE YOUR INNER SPEED FREAK WILL MOVE SWIFTLY ON THE ICE, WHILE BEING PROTECTED.

## AMPLIFIED MOBILITY DESIGN

THIS UPDATED JETSPEED GLOVE TAKES THE FEATURES YOU LOVED FROM THE PREVIOUS GENERATION AND IMPROVES THEM IN A MODERN DESIGN THAT FEELS AS GREAT AS IT LOOKS. PROTECT THOSE QUICK-MOVING HANDS AND KEEP A GREAT GRIP ON YOUR STICK ALL WHILE LOOKING SLICK.



## JETSPEED GLOVES

TECH 001

### BACK ROLL

NEW MODERN BACK ROLL DESIGN NOT ONLY LOOKS GREAT, BUT ALSO PROVIDES A PERFECTLY ANATOMICAL SHAPE THAT FEELS LIKE A NATURAL EXTENSION OF THE HAND.

TECH 002

### COMFORT

ENHANCED COMFORT FROM THE SHELF TO THE ICE.

TECH 003

### STYLING

REFINED NEW STYLING FOR A LOOK AS HEAD-TURNING AS YOUR SLAP SHOT.



[HGFT4PRO] **NEW**  
**JETSPEED FT4PRO**  
 GLOVES

**SIZES** SR 13", 14", 15"  
 JR 11", 12"



[HGFT4] **NEW**  
**JETSPEED FT4**  
 GLOVES

**SIZES** SR 13", 14", 15"  
 JR 10", 11", 12"



CONSTRUCTION	<p><b>PRO-APPROVED POLYESTER + SYNTHETIC LEATHER + LIGHTWEIGHT PROTECTIVE FOAM</b>                  Lightweight and optimized for an elite level of play, with a new back roll design that follows a perfectly anatomical shape.</p>	CONSTRUCTION	<p><b>PRO-APPROVED POLYESTER</b>                  Durable, lightweight construction built from superior materials with a new back roll design that follows a perfectly anatomical shape, ideal for an elite or competitive level player.</p>
LINER	<p><b>POLYGIENE® TREATED LAMINATED LINER WITH PU CUSHION FOAM</b>                  Soft and comfortable from the start, this liner is treated with anti-microbial Polygiene® to help control odor-causing bacteria.</p>	LINER	<p><b>POLYGIENE® TREATED LAMINATED LINER WITH PU CUSHION FOAM</b>                  Soft and comfortable from the start, this liner is treated with anti-microbial Polygiene® to help control odor-causing bacteria.</p>
FINGERS / BACKHAND	<p><b>PREMIUM ZOTEFOAM® + HIGH DENSITY PE FOAM + PE INSERTS</b>                  Offering the best protection-to-weight ratio: extremely lightweight construction with pro-level protection, and three-piece index for max dexterity.</p>	FINGERS / BACKHAND	<p><b>PRO-LEVEL HD/PE FOAM + PE INSERTS</b>                  Lightweight construction yet high level protection and three-piece index for maximum dexterity.</p>
THUMB	<p><b>PRO FLEXTUMB - FROM SIZE 11"</b>                  2-piece thumb delivers better mobility and an incredible grip on your stick.</p>	THUMB	<p><b>PRO FLEXTUMB - FROM SIZE 11"</b>                  2-piece thumb delivers better mobility and an incredible grip on your stick.</p>
PALM	<p><b>PRO CLARINO® PALM + PRO CLARINO® REINFORCEMENT</b>                  SEAMLESS palm-to-cuff transition inside &amp; out for ultimate comfort, combined with a PRO FEEL palm providing an optimal interaction with your stick.</p>	PALM	<p><b>PRO CLARINO® PALM + HIGH ABRASION REINFORCEMENT</b>                  Soft feel SEAMLESS palm-to-cuff transition inside &amp; out, combined with a PRO palm allowing ultimate stickhandling with high-caliber durability.</p>
CUFF	<p><b>SHORT PRE-ANGLED OPEN FLEXCUFF</b>                  Allows for unrestricted wrist movements, flexibility and protection.</p>	CUFF	<p><b>SHORT PRE-ANGLED OPEN CUFF</b>                  Enhanced range of wrist movements and protection.</p>





[HG485] **NEW**  
**JETSPEED FT485**  
 GLOVES

**SIZES** SR 13", 14", 15"  
 JR 10", 11", 12"



[HG475] **NEW**  
**JETSPEED FT475**  
 GLOVES

**SIZES** SR 13", 14", 15"  
 JR 10", 11", 12"

**CONSTRUCTION** PRO-QUALITY MESH + LIGHTWEIGHT POLYESTER  
 Lightweight and incredibly durable, in a simpler, more anatomical back roll design ideal for competitive play.

**CONSTRUCTION** LIGHTWEIGHT POLYESTER  
 Durable construction built from high-quality material in our simplest back roll design giving a more anatomical fit, ideal for recreation play.

**LINER** LAMINATED LINER WITH PU CUSHION FOAM  
 Soft feel from the start.

**LINER** LAMINATED LINER WITH PU CUSHION FOAM  
 Soft feel from the start.

**FINGERS / BACKHAND** PE FOAM + PE INSERTS  
 Premium foam and inserts deliver lightweight, top-notch protection.

**FINGERS / BACKHAND** PE FOAM + PE INSERTS  
 Premium foam and inserts deliver lightweight, top-notch protection.

**THUMB** PRO FLEXTHUMB - SR ONLY  
 Increased mobility for a better grip.


**THUMB** REGULAR PE THUMB  
 Great mobility and stick grip.

**PALM** SOFT NASH® PALM WITH EMBOSSED ABRASION REINFORCEMENT  
 Soft feel and enhanced durability.

**PALM** SOFT NASH PALM WITH REINFORCEMENT  
 Great soft feel and durability.

**CUFF** SHORT PRE-ANGLED ONE-PIECE OPEN CUFF  
 Unrestricted wrist movement, plus augmented flexibility and protection.

**CUFF** SHORT PRE-ANGLED ONE-PIECE OPEN CUFF  
 Unrestricted wrist movement, plus augmented flexibility and protection.





[HGAS1]  
**SUPER TACKS AS1**  
GLOVES

SIZES SR 13", 14", 15"  
JR 11", 12"

CONSTRUCTION	PRO-APPROVED POLYESTER	Durable construction built from high-quality materials.
FINGERS / BACKHAND	PE FOAM + PE INSERTS WITH D30® SMART MATERIAL	Premium PE foam and PE inserts layered with D30® Smart Material for pro-level protection and shock absorbcency.
LINER	POLYGIENE® TREATED LINER	Soft, comfortable and treated with anti-microbial Polygiene® to help control odor-causing bacteria.
THUMB	PRO FLEXTHUMB - SR ONLY	Two-piece thumb delivers better mobility and an incredible grip on your stick.
PALM	PRO CLARINO® PALM AND CLARINO® REINFORCEMENT	Pro feel and excellent durability.
CUFF	SEGMENTED FLEXCUFF	Open segmented cuff for major freedom of movement, flexibility and protection.



[HGAS1]  
**YOUTH SUPER TACKS AS1**  
GLOVES

SIZES YT 8", 9"



CONSTRUCTION	PRO-APPROVED POLYESTER	Durable, lightweight construction built from superior materials.
FINGERS / BACKHAND	D30® SMART MATERIAL WITH PE FOAM	Lightweight construction and elite protection.
PALM	WATER REPELLENT NASH® PALM WITH REINFORCEMENT	An enhanced feel for your stick, plus superior durability and comfort. Upgraded with water repellent.
CUFF	OPEN CUFF	Freedom of movement, plus augmented flexibility and protection.
COLORS	BKWH	

[HG9080]  
**TACKS 9080**  
GLOVES

SIZES SR 13", 14", 15"  
JR 10", 11", 12"



CONSTRUCTION	PRO-APPROVED POLYESTER	Durable, lightweight construction built from superior materials.
FINGERS / BACKHAND	D30® SMART MATERIAL WITH PE FOAM + PE INSERTS	Premium PE foam and PE inserts layered with D30® Smart Material for pro-level protection and shock absorbcency.
LINER	POLYGIENE® TREATED LINER	Soft, comfortable and treated with anti-microbial Polygiene® to help control odor-causing bacteria.
THUMB	PRO FLEXTHUMB - SR ONLY	Two-piece thumb delivers better mobility and an incredible grip on your stick. - FROM SIZE 11"
PALM	CLARINO® PALM WITH KEVLAR® REINFORCEMENT	Pro-feel with increased abrasion resistance.
CUFF	SEGMENTED FLEXCUFF	Open, segmented cuff for major freedom of movement, flexibility and protection.





[HG9060]  
**TACKS 9060**  
GLOVES

SIZES SR 13", 14", 15"  
JR 10", 11", 12"

CONSTRUCTION	LIGHTWEIGHT POLYESTER	Durable construction built from high-quality materials.
FINGERS / BACKHAND	DUAL-DENSITY FOAM WITH PE INSERTS	Dual-density foam and PE inserts deliver lightweight, top-notch protection.
THUMB	PRO FLEXTHUMB – SR ONLY	Two-piece thumb delivers better mobility and an incredible grip on your stick.
PALM	NASH® PALM WITH NASH® REINFORCEMENT	An enhanced feel for your stick, plus superior durability and comfort.
CUFF	SEGMENTED FLEXCUFF	Open segmented cuff for major freedom of movement, flexibility and protection.

COLORS



BKWH NVWH

BOOKING COLORS



BKRW BKSF BKOR NVRW



[HG9040]  
**TACKS 9040**  
GLOVES

SIZES SR 13", 14", 15"  
JR 10", 11", 12"

CONSTRUCTION	LIGHTWEIGHT POLYESTER	Durable construction built from high-quality material.
FINGERS / BACKHAND	PE FOAM + PE INSERTS	Premium foam and inserts deliver lightweight, top-notch protection.
THUMB	REGULAR PETHUMB	Great thumb mobility and protection.
PALM	NASH® PALM WITH NASH REINFORCEMENT	An enhanced feel for your stick, plus superior durability and comfort.
CUFF	OPEN CUFF	Freedom of movement, plus augmented flexibility and protection.

COLORS



BKWH NVWH





[HG4RP2]  
**TACKS 4R PRO<sup>2</sup>**  
GLOVES

**SIZES** SR 13", 14", 15"  
JR 10", 11", 12"

CONSTRUCTION	PRO-APPROVED POLYESTER + PU LEATHER	Maximize durability with a classic look.
FINGERS / BACKHAND	DUAL DENSITY FOAM WITH PE INSERTS + D3O <sup>®</sup> SMART MATERIAL BACKHAND	Pro-level protection and shock absorbency around the entire hand with added D3O <sup>®</sup> Smart Material on the backhand.
LINER	POLYGIENE <sup>®</sup> TREATED LINER	Soft, comfortable and treated with anti-microbial Polygiene <sup>®</sup> to help control odor-causing bacteria.
THUMB	PRO FLEXTHUMB - SR ONLY	Two-piece thumb delivers better mobility and an incredible grip on your stick.
PALM	NASH PALM WITH NASH REINFORCEMENT	An enhanced feel for your stick, plus superior durability and comfort.
CUFF	SEGMENTED FLEXCUFF WITH PE INSERTS	Open segmented cuff for major freedom of movement, flexibility and protection.

COLORS



[HG4R2]  
**TACKS 4R<sup>2</sup>**  
GLOVES

**SIZES** SR 13", 14", 15"  
JR 10", 11", 12"  
YT 8", 9"

CONSTRUCTION	LIGHTWEIGHT POLYESTER	Durable construction built from high-quality material.
FINGERS / BACKHAND	SINGLE DENSITY FOAM	Comfortable and protective for competitive play.
THUMB	PE-INJECTED THUMB PROTECTION	Major thumb protection.
PALM	SOFT NASH PALM	Soft feel and great durability.
CUFF	OPEN FIXED CUFF	Freedom of movement and comfort for slick stick handling.

COLORS




## WHAT IS D3O<sup>®</sup>



D3O<sup>®</sup> uses a combination of patented, patent-pending and proprietary technologies to make rate sensitive, soft, flexible materials with high shock absorbing properties. It offers the thinnest and most advanced protection against impact. D3O<sup>®</sup> materials are made using a combination of advanced polymer chemistry and cutting-edge design. The materials are soft and flexible, with no compromise on comfort, but react differently when force is applied. D3O<sup>®</sup> absorbs and dissipates energy during an impact, reducing the amount of force transmitted to your body compared to standard foams.

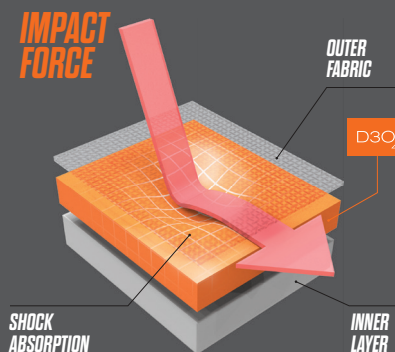
## HOW D3O<sup>®</sup> TECHNOLOGIES WORK



## HOW D3O<sup>®</sup> MATERIALS WORK

D3O<sup>®</sup> has a unique molecular structure; in standard conditions, the molecules flow freely allowing the material to remain soft and flexible, but on impact, they lock together to absorb and dissipate the impact energy and reduce the transmitted force. The molecules instantly return to their flexible state. D3O<sup>®</sup> is strain-rate sensitive, which means the stronger the impact, the more the molecules react, providing great protection.

CCM uses D3O<sup>®</sup> Smart Material in key areas that require the highest degree of protection and comfort due to its many excellent properties. D3O<sup>®</sup> materials allow CCM products to remain lightweight and manage various types of impacts often experienced in hockey.



PROTECTED BY  
D3O<sup>®</sup>

# JETSPEED PANTS

NEW LIGHTWEIGHT PROTECTIVE GEAR TO KEEP YOU AT THE TOP OF YOUR GAME. JETSPEED IS SYNONYMOUS WITH MOBILITY - YOU CAN ENSURE YOUR INNER SPEED FREAK WILL MOVE SWIFTLY ON THE ICE, WHILE BEING PROTECTED.

## AMPLIFIED MOBILITY DESIGN

JETSPEED PANTS HAVE BEEN REDESIGNED TO ALLOW FOR IMPROVED FREEDOM OF MOVEMENT AND COMFORT THROUGHOUT YOUR PLAY. FROM THE MOMENT YOU SLIP INTO THESE, YOU WILL FIND YOU MOVE WITH EASE.



## JETSPEED PANTS

TECH 001

### MOBILITY

NEW AMPLIFIED MOBILITY DESIGNS FIT CLOSE TO THE BODY, TO REDUCE FRICTION AND KEEP YOU MOVING AT TOP SPEED AND BETTER CONNECTED TO ALL YOUR MOVES.

TECH 002

### COMFORT

NEW EASY FIT OPENING AND STRETCH PANELS ALLOW ENHANCED COMFORT WITHOUT LACES TO GET IN YOUR WAY.

TECH 003

### STYLING

REFINED NEW STYLING PROVIDES IMPROVED DURABILITY AND FLEXIBILITY IN A SCORCHING HOT LOOK THAT WILL STAND OUT FROM THE REST, ON THE SHELF AND ON THE ICE.



[HPFT4PRO - SR] - BOOKING ONLY  
 [HPFT4PRO - JR] - STOCK  
 [HPFT4PROVP - SR] - STOCK  
**JETSPEED FT4PRO** NEW  
 PANTS

**SIZES** SR S, M, L, XL  
 JR M, L



[HPFT4] **NEW**  
**JETSPEED FT4**  
 PANTS

**SIZES** SR S, M, L, XL  
 JR S, M, L

CONSTRUCTION	400D + TEXTURED 400D SIDE PANEL REINFORCEMENT + TEXTURED POLYESTER Tapered profile for a connected feel, in a reduced weight yet durable and flexible design, ideal for a fast-moving elite player.	CONSTRUCTION	400D + TEXTURED 400D SIDE PANEL REINFORCEMENT + TEXTURED POLYESTER Tapered profile for a connected feel, in a reduced weight yet durable and flexible design, ideal for that quick elite/competitive level of play.
ADJUSTMENT	EASY FIT WITH BUILT-IN INTERNAL ANTI-TWIST BELT SYSTEM +1" ZIPPER Wide front opening with stretchy functional panels for a seamless adjustment and vast range of movement. Features an integrated wider durable belt that will not twist and hidden +1" length adjusting zipper allows for a custom comfort fit that stays put.	ADJUSTMENT	EASY FIT WITH BUILT-IN INTERNAL BELT SYSTEM + 1" ZIPPER Wide front opening with stretchy functional panels for a seamless adjustment and great range of movement, plus integrated wider durable belt and hidden +1" length adjusting zipper for a custom fit and optimized comfort.
LINER	DRYFOAM TECHNOLOGY WITH SOFT LAMINATED WATER REPELLENT LINING Soft laminated liner absorbs less sweat so you can stay dry and keep your equipment lightweight.	LINER	DRYFOAM TECHNOLOGY WITH SOFT LAMINATED WATER REPELLENT LINING Soft laminated liner absorbs less sweat so you can stay dry and keep your equipment lightweight.
HIP/ KIDNEY	MOLDED PE CAPS WITH VENTED FOAM BASE Pro-level impact protection with added ventilation.	HIP/ KIDNEY	MOLDED PE CAPS Pro-level protection.
BACK PROTECTION	FLOATING SPINE PROTECTOR + NEW INJECTION-MOLDED HYBRID SPINE SHIELD WITH HD FOAM Maximum impact spine protection and segmented tailbone pad for pro-level mobility.	BACK PROTECTION	FLOATING SPINE PROTECTOR + NEW INJECTION-MOLDED HYBRID SPINE SHIELD Superior impact spine protection and segmented tailbone pad for pro-level mobility.
THIGH GUARDS	LIGHTWEIGHT HD FOAM + LEG ZIPPER Lightweight pro-level protection with floating thigh guards allowing custom embroidery, plus inner leg zipper to widen as needed.	THIGH GUARDS	LIGHTWEIGHT FOAM + MOLDED PE PLASTIC + LEG ZIPPER High-level protection with inner zipper and floating thigh guards for custom embroidery.

COLORS



BLACK



NAVY  
 NOT OFFERED  
 IN SR - XL



RED

COLORS



BLACK



NAVY



RED  
 NOT OFFERED  
 IN SR - XL

BOOKING  
 COLORS



BLACK



ROYAL 08



ROYAL 58



[HP485] **NEW**  
**JETSPEED FT485**  
 PANTS

SIZES SR S, M, L, XL  
 JR S, M, L



[HP475] **NEW**  
**JETSPEED FT475**  
 PANTS

SIZES SR S, M, L, XL  
 JR S, M, L

**CONSTRUCTION** 400D + TEXTURED 400D SIDE REINFORCEMENT + 200D + TEXTURED POLYESTER  
 Lightweight tapered fit with extra durability where it matters for the competitive player.

**CONSTRUCTION** 400D + 200D + TEXTURED POLYESTER  
 New simpler shell design preserves the tailored ergonomic qualities of the high-end JETSPEED pants, for great mobility in a lighter durable construction suited to recreational play.

**ADJUSTMENT** EASY FIT WITH INTERNAL BELT SYSTEM + 1" ZIPPER  
 Wide front opening plus integrated wider durable belt for an easy custom fit plus hidden 1" length-adjusting zipper.

**ADJUSTMENT** LACE FRONT AND EXTERNAL BELT SYSTEM + 1" ZIPPER  
 Traditional look that is both comfortable and easy to adjust plus hidden 1" length-adjusting zipper..

**LINER** POLYESTER COMFORT LINER  
 Great comfort and durability.

**LINER** PU CUSHION FOAM LINER  
 Soft feel for extra comfort.

**HIP/ KIDNEY** MOLDED PE CAPS  
 High-level impact protection.

**HIP/ KIDNEY** MOLDED PE CAPS  
 High-level impact protection.

**BACK PROTECTION** NEW INJECTION-MOLDED HYBRID SPINE SHIELD  
 High-impact protection in lower back.

**BACK PROTECTION** NEW INJECTION-MOLDED HYBRID SPINE SHIELD  
 Added impact protection in lower back.

**THIGH GUARDS** LIGHTWEIGHT FOAM + MOLDED PE PLASTIC + LEG ZIPPER  
 High-level protection plus inner leg zipper to widen as needed.

**THIGH GUARDS** MOLDED PE PLASTIC + PE FOAM  
 Good level of protection.



# JETSPEED GIRDLE

WHEN YOU'RE PLAYING TO WIN, YOU WANT A PANT THAT PROTECTS WITHOUT SLOWING YOU DOWN. THE JETSPEED GIRDLE HAS BEEN REDESIGNED WITH D30® SMART MATERIAL FOR PROFESSIONAL GRADE PROTECTION ENVELOPED IN A CLOSE-TO-THE-BODY CUSTOM FIT THAT WON'T CUT IN ON YOUR DRIVE TO THE NET.

TECH 001

## CUSTOM FIT

THIGH GUARDS CAN EASILY BE ADJUSTED IN LENGTH AND WIDTH FOR YOUR IDEAL FIT AND COMFORT, KEEPING THE PROTECTION CLOSE TO THE BODY AND ALLOWING YOU TO MOVE FAST. SNUG FIT THROUGH THE WAIST AND THIGHS WITH A HIDDEN +1" PANT LENGTH ADJUSTMENT FOR ADDED ADAPTABILITY. COMPATIBLE WITH NEW PPJS JETSPEED GIRDLE SHELL (SOLD SEPARATELY).



[PGJS]

## JETSPEED GIRDLE

SIZES SR S, M, L, XL  
JR M, L

CONSTRUCTION	PRO 400D NYLON WITH SIDE PANEL REINFORCEMENT	Sublimated liner with Dry Foam technology to keep the product lightweight.
ADJUSTMENT	ADJUSTABLE THIGH GUARD (LENGTH / WIDTH)	Easily customizable fit for an excellent level of comfort.
HIP / THIGH	PE MOLDED CAP + MID-DENSITY FOAM	Pro-level lightweight impact protection, plus JDP hip caps to disperse impact force away from the hip joint.
BACK PROTECTION	INJECTION-MOLDED HYBRID SPINE SHIELD WITH D30® AND HD FOAM	Pro-level impact protection in the lower back with a segmented tailbone pad that molds to your body.

COMPATIBLE WITH PPJS SHELL, SOLD SEPARATELY



[PPJS]

## JETSPEED GIRDLE SHELL

SIZES SR S, M, L, XL  
JR M, L

CONSTRUCTION	PRO 400D NYLON WITH SIDE PANEL REINFORCEMENT	Reduced weight, optimized durability plus mesh panels for breathability and stretch panels for great mobility.
ADJUSTMENT	HIDDEN 1" ZIPPER + ADJUSTABLE LENGTH & INSIDE LEG ZIPPER	For a customizable fit.
PROTECTION	PADDED KIDNEY BELT OVER INTERNAL BELT	Low-profile belt for added protection and comfort.
COLORS	BLACK, NAVY	

OPTIMIZED FIT OVER PGJS GIRDLE WITH ATTACHMENTS TO SECURE IN PLACE FOR A SEAMLESS PRO LOOK



[PP15] [PP15G]

## PANT SHELL

SIZES \* SR S, M, L, XL, XXL  
\* JR S, M, L, XL  
\*\* GOALIE S/M, L/XL

CONSTRUCTION	PRO 400D + REINFORCEMENT
COLORS	BLACK, NAVY, RED, ROYAL

\* FITS OVER MOST HOCKEY PANTS  
\*\* FITS OVER MOST HOCKEY GOALIE PANTS

FOR HPFTW, SUGGEST TO SIZE DOWN 1 SIZE.



COLORS



BLACK



NAVY



RED



[HPAS1]  
**SUPER TACKS AS1** PANTS

SIZES SR S, M, L, XL  
JR M, L

CONSTRUCTION	PRO 400D NYLON WITH SIDE PANEL REINFORCEMENT	Premium-quality nylon reduces weight and increases durability in high-wear areas.
ADJUSTMENT	INTERNAL BELT SYSTEM WITH STABILIZED BELLY PAD AND LENGTH-ADJUSTING ZIPPER	The belt is built for ultimate comfort and adjustability while the 1" length zipper gives you a fit that's customized.
HIP	JDP HIP CAP REINFORCED WITH D30® SMART MATERIAL	Pro-level cap construction disperses impact force away from the hip while D30® Smart Material helps absorb impact and shock.
KIDNEY	MOLDED PE CAP	Pro-level impact protection in the kidney area.
BACK PROTECTION	HEIGHT-ADJUSTABLE FLOATING SPINE PROTECTOR WITH D30® SMART MATERIAL	Adjust the floating spine protector to achieve your best fit in terms of both protection and comfort. Built using D30® Smart Material for added impact and shock absorption.
THIGH GUARDS	FLOATING MOLDED HD CAP + PE FOAM WITH LEG ZIPPER	Pro-level protection with a floating thigh guard that makes it easy to apply custom embroidery.



COLORS



BLACK



NAVY



RED



[HPAS1]  
**YOUTH SUPER TACKS AS1** PANTS

SIZES YT S, M, L

CONSTRUCTION	200D NYLON WITH PRO 400D REINFORCEMENT	Elite-level material with extra reinforcement in high-wear areas.
ADJUSTMENT	E-FIT INTERNAL BELT AND EXTERNAL BELT WITH LENGTH-ADJUSTING ZIPPER	Provides a snug fit and maximum comfort.
BACK PROTECTION	FLOATING SPINE PROTECTOR WITH D30® SMART MATERIAL IN TAILBONE PAD	Ultimate comfort and protection for your spine, plus D30® impact and shock absorption for your tailbone.
THIGH GUARDS	PE INSERTS THIGH GUARDS	Premium PE provides elite impact protection.



COLORS



BLACK



NAVY



[HP9080]  
**TACKS 9080** PANTS

SIZES SR S, M, L, XL, XXL  
JR S, M, L, XL

CONSTRUCTION	PRO 400D NYLON WITH SIDE PANEL REINFORCEMENT	Premium-quality nylon reduces weight and increases durability in high-wear areas.
ADJUSTMENT	INTERNAL BELT SYSTEM WITH STABILIZED BELLY PAD + LENGTH-ADJUSTING ZIPPER	The belt is built for ultimate comfort and adjustability while the +1" length-adjusting zipper gives you a fit that's customized.
HIP	JDP HIP CAP REINFORCED WITH D30® SMART MATERIAL	Pro-level cap construction disperses impact force away from the hip joint while D30® Smart Material helps absorb impact and shock.
KIDNEY	MOLDED PE CAP	Pro-level impact protection in the kidney area.
BACK PROTECTION	FLOATING SPINE PROTECTOR WITH D30® SMART MATERIAL	Superior lower back protection combined with D30® material for impact and shock absorption.
THIGH GUARDS	FLOATING MOLDED PE CAP + PE FOAM WITH LEG ZIPPER	Pro-level protection with a floating thigh guard that makes it easy to apply custom embroidery.



[HP9060]  
**TACKS 9060**  
PANTS

SIZES SR S, M, L, XL  
JR XS, S, M, L, XL

CONSTRUCTION	400D LIGHTWEIGHT NYLON PANELS WITH SIDE REINFORCEMENT	High-quality nylon reduces weight and increases durability.
ADJUSTMENT	INTERNAL BELT SYSTEM WITH LENGTH-ADJUSTING ZIPPER	Custom fit with 1" length extension.
HIP	JDP HIP CAP REINFORCED WITH PE FOAM	Pro-level cap construction disperses the impact force away from the hip joint while PE foam provides added comfort and protection.
KIDNEY	MOLDED PE CAP	Pro-level impact protection in the kidney area.
BACK PROTECTION	FIXED MOLDED PE SPINE PROTECTOR	Molded PE spine for impact protection in the lower back.
THIGH GUARDS	FLOATING MOLDED PE CAP + PE FOAM WITH LEG ZIPPER	Pro-level protection with a floating thigh guard that makes it easy to apply custom embroidery.



[HP9550] **NEW**  
**TACKS 9550** PANTS

SIZES SR S, M, L, XL  
JR XS, S, M, L

CONSTRUCTION	210D NYLON + LIGHTWEIGHT POLYESTER	Anatomical fit hockey pants that are durable and lightweight, ideal for a recreational player.
ADJUSTMENT	LACE AND EXTERNAL BELT SYSTEM	Comfortable stretch crotch and easy to adjust.
LINER	PU CUSHION FOAM LINER	Soft feel for extra comfort.
HIP/ KIDNEY	MOLDED PE CAPS	Good level impact protection in the kidney/hip area.
BACK PROTECTION	PE INSERT BACK PROTECTOR	Added impact protection in lower back.
THIGH GUARDS	MOLDED PE PLASTIC + PE FOAM	Protection adapted for recreational hockey.



[HP9550] **NEW**  
**YOUTH TACKS 9550** PANTS

SIZES YT S, M, L

HIP	MOLDED PE CAP	High-level of protection designed to disperse impact force away from the hip joint.
BACK PROTECTION	PE INSERT SPINE PROTECTOR	Added impact protection in the lower back.
THIGH GUARDS	MOLDED PE PLASTIC + PE FOAM	Maximum impact protection around the legs.

# JETSPEED PROTECTIVE

NEW LIGHTWEIGHT PROTECTIVE GEAR TO KEEP YOU AT THE TOP OF YOUR GAME. JETSPEED IS SYNONYMOUS WITH MOBILITY - YOU CAN ENSURE YOUR INNER SPEED FREAK WILL MOVE SWIFTLY ON THE ICE, WHILE BEING PROTECTED.

## AMPLIFIED MOBILITY DESIGN

THESE NEW TAPERED DESIGNS HAVE BEEN OPTIMIZED TO PROVIDE THE ULTIMATE RANGE OF MOVEMENT WHILE FEATURING SPECS AND TECHNOLOGY TO HELP KEEP YOU SAFE FROM IMPACTS. MOVE AT YOUR TOP SPEED WITHOUT BEING WEIGHED DOWN!

## JETSPEED SHOULDER PADS ELBOW PADS SHIN GUARDS

TECH 001

### MOBILITY

NEW LIGHTWEIGHT AMPLIFIED MOBILITY DESIGNS OFFER A TAPERED FIT TO FOLLOW YOUR JETSPEED FAST MOVES WITHOUT WEIGHING YOU DOWN.

TECH 002

### COMFORT

INSTANT COMFORT RIGHT OFF THE SHELF TO GIVE YOU THAT ALREADY BROKEN-IN FEELING PLAYERS LOVE (AND HATE TO GIVE UP WHEN THEY HAVE TO CHANGE THEIR GEAR!).

TECH 003

### STYLING

UPDATED NEW STYLING YOU WILL BE PROUD TO SHOW OFF IN THE LOCKER ROOM AND BE CONFIDENT WILL PROTECT YOU WHEN THEY TRY TO CHASE YOU.







[SPFT4PRO] **NEW**  
**JETSPEED FT4 PRO**  
 SHOULDER PADS

**SIZES** SR S, M, L, XL  
 JR M, L



[SPFT4] **NEW**  
**JETSPEED FT4**  
 SHOULDER PADS

**SIZES** SR S, M, L, XL  
 JR S, M, L

CONSTRUCTION	<b>AMPLIFIED MOBILITY DESIGN WITH MOLDED ZOTEFOAM®</b> Maximum lightweight full exposed foam-only design is optimized to protect elite players, while staying dry and light throughout the game. Low profile fit is close to the body and provides superior freedom of movement.	CONSTRUCTION	<b>AMPLIFIED MOBILITY DESIGN WITH MOLDED PE FOAM</b> Provides elite and competitive players both lightweight protection and serious mobility.
CAPS	<b>ULTRA LIGHT U-FOAM SHOULDER CAPS</b> Pro-level protection made from an incredibly light and extremely durable EPP core.	CAPS	<b>ULTRA LIGHT U-FOAM SHOULDER CAPS - SR ONLY (JR: JDP CAPS)</b> Pro-level protection made from an incredibly light and extremely durable EPP core.
TORSO	<b>PREMIER VENTED ZOTEFOAM® FLEX MOTION BASE JACKET + REMOVABLE BELLY PAD</b> Pro-level protection that moves with you and helps to keep you safe while being as light as air, from your first to your last shift. Adjustable extra coverage is made possible with the extended belly pad as needed.	TORSO	<b>VENTED FLEX MOTION BASE JACKET + REMOVABLE BELLY PAD</b> Protective layer of PE foam provides reliable protection that remains surprisingly lightweight. Adjustable extra coverage is made possible with the extended belly pad as needed.
BICEPS	<b>HD MOLDED FOAM + LENGTH ADJUSTMENT</b> Lightweight custom comfort fit with an elite level of protection.	BICEPS	<b>PE-MOLDED CAP + LENGTH ADJUSTMENT</b> Custom comfort fit and professional-level protection.
STERNUM / SPINE	<b>NEW HYBRID SHIELD STERNUM &amp; SPINE + NECK COMFORT PAD</b> Structural shield combines hard HDPE plastic with high-density PE foam for lightweight high caliber protection.	STERNUM / SPINE	<b>NEW HYBRID SHIELD STERNUM &amp; SPINE + NECK COMFORT PAD</b> Structural shield combines hard HDPE plastic with PE foam for lightweight high caliber protection.
NO LINER	<b>STAY DRY DESIGN</b> Unique liner-free design allows the closed cell Zotefoam® to do its job by not absorbing sweat. Now you stay dry and your equipment stays light, so you can do what you do best.	LINER	<b>LAMINATED SOFT-FEEL LINER</b> Absorbs less sweat to stay light and provides instant long-lasting comfort.
CLAVICLE	<b>FLOATING CLAVICLE COVERAGE WITH HD MOLDED FOAM</b> Impressive clavicle coverage that won't weigh you down.	CLAVICLE	<b>FLOATING CLAVICLE COVERAGE WITH PE PLASTIC GUARDS</b> Highly protective clavicle coverage.



[SP485] **NEW**  
**JETSPEED FT485**  
 SHOULDER PADS

**SIZES** SR S, M, L, XL  
 JR S, M, L



[SP475] **NEW**  
**JETSPEED FT475**  
 SHOULDER PADS

**SIZES** SR S, M, L, XL  
 JR S, M, L

CONSTRUCTION	<b>DUAL-LAYER FRONT CONSTRUCTION WITH PE FOAM</b> Low profile design provides an extra layer of protection while providing improved flexibility that won't slow down the competitive player.	CONSTRUCTION	<b>SINGLE-LAYER CONSTRUCTION WITH PE FOAM</b> Reliable protection with a light feel ideal for the recreational player.
CAPS	<b>JDP DESIGN CAPS WITH MOLDED PE</b> Made from lightweight PE plastic, these caps deliver high-level protection.	CAPS	<b>JDP DESIGN CAPS WITH MOLDED PE</b> Made from lightweight PE plastic, these caps deliver high-level protection.
TORSO	<b>VENTED FRONT BASE WITH PE FOAM + REMOVABLE BELLY PAD</b> Lightweight yet durable chest protection that breathes so you feel light yet protected with adjustable coverage.	TORSO	<b>PE FOAM BASE + HIGH CUT BOTTOM FRONT PANEL</b> Lightweight fit that delivers great protection and allows fast moves.
BICEPS	<b>PE-MOLDED CAP + LENGTH ADJUSTMENT</b> Custom comfort fit and excellent protection.	BICEPS	<b>PE-MOLDED CAP + LENGTH ADJUSTMENT</b> Custom comfort fit and excellent protection.
STERNUM / SPINE	<b>ANATOMICAL MOLDED PE STERNUM AND SPINE</b> Must-have protection where it counts.	STERNUM / SPINE	<b>ANATOMICAL MOLDED PE STERNUM AND SPINE</b> Must-have protection where it counts.
CLAVICLE	<b>SEGMENTED SEMI-FLOATING CLAVICLE COVERAGE</b> Protection that moves with you.	CLAVICLE	<b>BUILT-IN LIGHTWEIGHT FOAM</b> Integrated segmented clavicle protection.



[EPFT4PRO] **NEW**  
**JETSPEED FT4 PRO**  
 ELBOW PADS

**SIZES** SR S, M, L, XL  
 JR M, L



[EPFT4] **NEW**  
**JETSPEED FT4**  
 ELBOW PADS

**SIZES** SR S, M, L, XL  
 JR S, M, L

CONSTRUCTION	<p><b>AMPLIFIED MOBILITY THREE-PIECE DESIGN WITH DRYFOAM LINER</b>                      Improved construction to follow the elbow's natural movements, so you can dangle, pass and shoot with the best of them; Dryfoam liner absorbs less sweat to keep elite players at their peak performance.</p>	CONSTRUCTION	<p><b>AMPLIFIED MOBILITY THREE-PIECE DESIGN</b>                      Constructed in three pieces so the elbow can bend like it was meant to, with a soft laminated liner that absorbs less sweat to keep elite and competitive players lightweight.</p>
FOREARM	<p><b>PREMIUM ZOTEFOAM + HD FOAM GUARDS</b>                      Improved pro-level lightweight protection.</p>	FOREARM	<p><b>INJECTION MOLDED PE CAP INSERT</b>                      High-level lightweight protection in a low volume fit with minimum coverage to allow the ultimate range of movement.</p>
ELBOW CAP	<p><b>MOLDED PE CAP WITH JDP CONSTRUCTION + EXPOSED HD FOAM COVER</b>                      JDP elbow cap designed to disperse impact force away from the elbow joint plus a reinforced exposed HD foam cover for even more protection.</p>	ELBOW CAP	<p><b>MOLDED PE CAP WITH JDP CONSTRUCTION + EXPOSED EVA FOAM COVER</b>                      JDP elbow cap designed to disperse impact force away from the elbow joint plus a reinforced exposed EVA foam cover for extra toughness.</p>
BICEP	<p><b>EXPOSED HIGH-DENSITY MOLDED PE FOAMS</b>                      NHL-caliber protection that stays dry and light.</p>	BICEP	<p><b>TOUGH EXPOSED EVA FOAM PROTECTION</b>                      Lightweight comfortable protection that stays close to the body without weighing you down.</p>
ATTACHMENT	<p><b>REFINED PADDED MIDDLE LOCK STRAP + NYLON FOREARM STRAP</b>                      Securely keeps the elbow pad in place close to the body, where it should be, without hindering arm movement.</p>	ATTACHMENT	<p><b>REFINED PADDED MIDDLE LOCK STRAP + NYLON FOREARM STRAP</b>                      Securely keeps the elbow pad in place close to the body, where it should be, without hindering arm movement.</p>



[EP485] **NEW**  
**JETSPEED FT485**  
 ELBOW PADS

**SIZES** SR S, M, L, XL  
 JR S, M, L



[EP475] **NEW**  
**JETSPEED FT475**  
 ELBOW PADS

**SIZES** SR S, M, L, XL  
 JR S, M, L

CONSTRUCTION	<b>HYBRID THREE-PIECE DESIGN</b> For added mobility and comfort, new design with floating bicep pad lets the competitive player move naturally, in a lighter, yet robust construction.
FOREARM	<b>MOLDED PE CAP INSERT</b> High level of protection.
ELBOW CAP	<b>MOLDED PE CAP WITH JDP CONSTRUCTION + EXPOSED EVA FOAM COVER</b> JDP design to disperse impact force away from the elbow joint while PE provides great fit and comfort.
BICEP	<b>FLOATING BICEP PAD + PE INSERT</b> High-caliber coverage around the bicep area.
ATTACHMENT	<b>THREE-STRAP SYSTEM WITH NYLON + ELASTIC</b> Comfortable and fully customizable fit.

CONSTRUCTION	<b>TWO-PIECE DESIGN</b> Improved mobility, protection and comfort ideal for the recreational player.
FOREARM	<b>MOLDED PE CAP INSERT</b> High level of protection.
ELBOW CAP	<b>HALF EXPOSED INJECTED JDP CAPS</b> JDP design to disperse impact force away from the elbow joint.
BICEP	<b>ARTICULATED LIGHTWEIGHT FOAM BICEP PAD + PE INSERT</b> Comfortable coverage that doesn't slow you down.
ATTACHMENT	<b>SIMPLIFIED THREE-STRAP SYSTEM WITH NYLON + ELASTIC</b> Customize your wrap fit and comfort.



[SGFT4PRO] **NEW**  
**JETSPEED FT4 PRO**  
 SHIN GUARDS

**SIZES** SR 14", 15", 16"  
 JR 12", 13"



[SGFT4] **NEW**  
**JETSPEED FT4**  
 SHIN GUARDS

**SIZES** SR 14", 15", 16"  
 JR 11", 12", 13"

CONSTRUCTION	<b>NEW ANATOMICAL NARROW FIT DESIGN</b> Connected fit that does not feel bulky, for lightweight mobile protection optimized for an elite level of play.	CONSTRUCTION	<b>NEW ANATOMICAL NARROW FIT DESIGN</b> Connected fit that does not feel bulky, for lightweight mobility-friendly protection ideal for an elite and competitive level of play.
CALF	<b>HD FOAM CALF GUARDS</b> Improved protection with lightweight tough material for maximum impact calf guards, plus added abrasion resistance at bottom for those pesky skate tongues.	CALF	<b>TOUGH EVA FOAM CALF GUARDS + PLASTIC INSERT</b> Improved protection with lightweight tough material for great impact calf guards, plus added abrasion resistance at the bottom for those pesky skate tongues.
KNEE + SHIN CAPS	<b>OPTIMIZED ANATOMICAL GEOMETRY + JDP KNEE CAP</b> Improved kneecap/shin cap flex point offers more freedom of movement, plus JDP construction to disperse impact force away from the knee joint.	KNEE + SHIN CAPS	<b>OPTIMIZED ANATOMICAL GEOMETRY + JDP KNEE CAP</b> Improved kneecap/shin cap flex point offers more freedom of movement, plus JDP construction to disperse impact force away from the knee joint.
THIGH	<b>MOLDED PREMIUM HD FOAM</b> Close-to-the-body pro level protection.	THIGH	<b>MOLDED EVA FOAM</b> Close-to-the-body high level protection.
ATTACHMENT	<b>UPPER LOCK STRAP WITH COMFORT CUSHION AND LENGTH-ADJUSTABLE CALF STRAP</b> Customize to all calf sizes for a snug and extra-comfortable fit.	ATTACHMENT	<b>UPPER LOCK STRAP WITH COMFORT CUSHION AND LENGTH-ADJUSTABLE CALF STRAP</b> Customize to all calf sizes for a snug and extra-comfortable fit.
LINER	<b>NEW ANATOMICAL ZOTEFOAM® + DRYFOAM REMOVABLE LINER WITH KNEE CUT-OUT</b> Lightweight custom fit that stays close to the leg so you can move freely while staying light, and breathable with exposed vented foam surround.	LINER	<b>NEW ANATOMICAL PE FOAM + SOFT LAMINATED REMOVABLE LINER WITH KNEE CUT-OUT</b> Lightweight custom fit that stays close to the leg so you can move freely while staying light.



[SG485] **NEW**  
**JETSPEED FT485**  
 SHIN GUARDS

**SIZES** SR 14", 15", 16"  
 JR 11", 12", 13"



[SG475] **NEW**  
**JETSPEED FT475**  
 SHIN GUARDS

**SIZES** SR 14", 15", 16"  
 JR 11", 12", 13"

**CONSTRUCTION** **NEW ANATOMICAL NARROW FIT DESIGN**  
 Connected fit that does not feel bulky, for lightweight mobility-friendly protection ideal for competitive players.

**CONSTRUCTION** **NEW ANATOMICAL NARROW FIT DESIGN**  
 Connected fit that does not feel bulky, in a lightweight mobility-friendly design well suited to recreational players.

**CALF** **PE FOAM CALF GUARDS + PLASTIC INSERT**  
 Lightweight protection shaped to fit.

**CALF** **PE FOAM CALF GUARDS + PLASTIC INSERT**  
 Lightweight protection shaped to fit.

**KNEE + SHIN CAPS** **OPTIMIZED ANATOMICAL GEOMETRY + JDP KNEE CAP**  
 Improved kneecap/shin cap flex point offers more freedom of movement, plus JDP construction to disperse impact force away from the knee joint.

**KNEE + SHIN CAPS** **OPTIMIZED ANATOMICAL GEOMETRY + JDP KNEE CAP**  
 Improved kneecap/shin cap flex point offers more freedom of movement, plus JDP construction to disperse impact force away from the knee joint.

**THIGH** **PE FOAM**  
 Reliable protection around the thigh area.

**THIGH** **PE FOAM**  
 High level of protection.

**ATTACHMENT** **STREAMLINED LOCK STRAP WITH COMFORT CUSHION + LENGTH-ADJUSTABLE CALF STRAP**  
 Snug and extra-comfortable fit that's customizable for all calf sizes.

**ATTACHMENT** **NYLON UPPER LOCK STRAP + WIDE ELASTIC CALF STRAP**  
 Comfortable and easily adjustable.

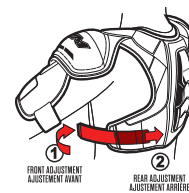
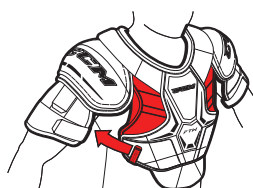
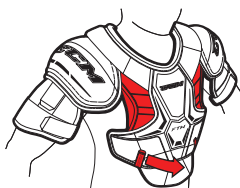
**LINER** **PE FOAM + SOFT LAMINATED REMOVABLE LINER WITH KNEE CUT-OUT**  
 Custom fit, easy maintenance and good level of protection.

**LINER** **PE FOAM + REMOVABLE LINER**  
 Custom fit, easy maintenance and good level of protection.



**CUSTOMIZABILITY**

JETSPEED FTW SHOULDER PADS FEATURE AN ADJUSTABLE STRAPPING SYSTEM FOR A TAILORED WRAPAROUND FIT, PLUS YOU CAN SHIFT YOUR COVERAGE. THE PANTS IN THIS COLLECTION ALSO COME WITH A HIDDEN +1" ZIPPER LENGTH ADJUSTMENT.



[SPFTW]

**JETSPEED FTW  
WOMEN'S SHOULDER PADS**

SIZES WM S, M, L



CHEST	INNOVATIVE ADJUSTABLE CHEST PROTECTION	Made from premium molded foam, the adjustable chest panel is designed to conform and fit to all women's bodies - no matter what shape or size. Because reliable protection should be comfortable too.
BODY	COMFORT SIDE GUSSET + ADJUSTABLE TORSO STRAP SYSTEM	You can't always predict where the hits will land. That's why we added extra side coverage, an adjustable strap system for custom length and a removable belly pad.
CAPS	LOW-PROFILE MOLDED SHOULDER CAPS WITH D30® SMART MATERIAL	Made from impact-absorbing D30® Smart Material, these low-sitting lightweight caps deliver high-level protection built for a women's body shape, all without slowing you down.
CLAVICLE	FLOATING CLAVICLE PROTECTION	Must-have protection in a key impact area.
SPINE	ANATOMICAL MOLDED PE SPINE	Maximum protection for the back.
BICEP	HEIGHT-ADJUSTABLE FLOATING BICEPS	Elite low-profile protection that's comfortable and less restrictive.



[HPFTW]

**JETSPEED FTW  
WOMEN'S PANTS**



SIZES WM S, M, L

CONSTRUCTION	BUILT TOUGH WITH STRETCH BACK PANEL	Made with a back panel that can stretch to any size, these lightweight pants provide comfortable protection from heavy hits.
ADJUSTMENT	STRETCH OPENING + INTERNAL BELT SYSTEM + HIDDEN 1" LENGTH-ADJUSTING ZIPPER	Easy on/off extendable opening with lace closure for a custom snug fit and unparalleled comfort.
BACK PROTECTION	LOW-PROFILE INJECTION-MOLDED HYBRID SPINE SHIELD WITH D30® + SEGMENTED TAILBONE PAD	Pro-level impact protection in the lower back with a segmented tailbone pad that molds to the body.
LINER	DRYFOAM TECHNOLOGY WITH SOFT LAMINATED WATER REPELLENT LINING	Soft laminated liner absorbs less sweat so you can stay dry and your equipment lightweight.
THIGH GUARD	MOLDED PE PLASTIC + INNER LEG ZIPPER	Equipped with a low-profile design and a zipper adjustment, this thigh guard was made to deliver pro-level protection.
HIP / KIDNEY	MOLDED PE CAPS	Pro-protection in the hips and kidney area.
COLOR	BLK	



[SPAS1]  
**SUPER TACKS AS1**  
SHOULDER PADS



SIZES SR S, M, L, XL  
JR M, L



[SP9080]  
**TACKS 9080**  
SHOULDER PADS



SIZES SR S, M, L, XL  
JR S, M, L

CONSTRUCTION	<b>DUAL-LAYER STRETCH BASE JACKET + ADJUSTABLE STRAP SYSTEM</b> Anatomical 3D design and construction prevent pads from lifting so protection stays close to the body. Length-adjustable straps complete the perfect fit.	CONSTRUCTION	<b>DUAL-LAYER STRETCH BASE JACKET AND ADJUSTABLE STRAP SYSTEM</b> Anatomical 3D design and construction prevent pads from lifting so protection stays close to the body. Length-adjustable straps complete the perfect fit.
CAPS	<b>INJECTED MOLDED PE CAP INSERT</b> High level of protection.	CAPS	<b>JDP SHOULDER CAPS WITH D30® SMART MATERIAL</b> Pro-level cap construction disperses the impact force away from shoulders while D30® absorbs impact and shock.
TORSO	<b>HD FOAM KIDNEY PROTECTION + REMOVABLE BELLY PAD</b> Excellent kidney coverage with removable belly pad for superior protection, comfort and fit.	TORSO	<b>HD FOAM KIDNEY PROTECTION &amp; REMOVABLE BELLY PAD</b> Excellent kidney coverage with removable belly pad for superior protection, comfort and fit.
BICEPS	<b>2-PIECE FLOATING BICEP WITH CUSTOM ADJUSTMENTS</b> Pro-level protection that's customizable for better fit and comfort.	BICEPS	<b>CUSTOMIZABLE BICEP ADJUSTMENT</b> Custom strap makes it easy to lengthen your bicep protection.
STERNUM	<b>MOLDED HD FLOATING STERNUM WITH D30® SMART MATERIAL</b> Premium HD foam and D30® come together to provide elite sternum protection with added impact and shock absorption.	STERNUM	<b>MOLDED PE FLOATING STERNUM WITH D30® SMART MATERIAL</b> PE construction provides better mobility while D30® absorbs impact and shock absorption, giving you elite-level sternum protection.
SPINE	<b>MOLDED HD FLOATING SPINE WITH D30® SMART MATERIAL</b> Pro-level lower back protection and comfort with D30® for impact and shock absorption.	SPINE	<b>MOLDED PE FLOATING SPINE</b> High level of protection and comfort with increased mobility.
LINER	<b>PERFORATED BASE + MESH LINER</b> Lightweight liner provides maximum airflow to keep you dry and cool – without compromising mobility.	LINER	<b>COMFORT BASE AND MESH LINER</b> Lightweight liner provides maximum airflow to keep you dry and cool – without compromising mobility.



[SPAS1]  
**YOUTH SUPER TACKS AS1**  
SHOULDER PADS



SIZES YT S, M, L

CONSTRUCTION	<b>E-FIT STRETCH NECK</b> Elastic neck area for an easy fit.	BICEPS	<b>CUSTOMIZABLE BICEP ADJUSTMENT</b> Custom strap makes it easy to lengthen your bicep protection.
CAPS	<b>PE SHOULDER CAPS</b> High-quality PE shoulder caps reinforced with PE foam for added comfort and protection.	STERNUM	<b>FLOATING PE STERNUM WITH D30® SMART MATERIAL</b> PE construction provides better mobility while D30® adds extra impact and shock absorption – giving you elite-level sternum protection.
TORSO	<b>ADJUSTABLE BELLY PAD + FULL-LENGTH VELCRO ADJUSTMENT + LIGHTWEIGHT FOAM LINER</b> Lightweight and customizable for incredible comfort.	SPINE	<b>INTEGRATED MOLDED PE FOAM SPINE</b> Lightweight foam for elite-level comfort and protection.





[SP9060]  
**TACKS 9060**  
 SHOULDER PADS

SIZES SR S, M, L, XL  
 JR S, M, L



[SP9550] **NEW**  
**TACKS 9550**  
 SHOULDER PADS

SIZES SR S, M, L, XL  
 JR S, M, L

CONSTRUCTION	<b>ANATOMICAL DUAL-LAYER BASE JACKET</b> Anatomical 3D design and construction prevent pads from lifting so protection stays close to the body.	CONSTRUCTION	<b>SINGLE-LAYER CONSTRUCTION WITH PE FOAM</b> Reliable and functional protection with a light feel ideal for recreational use.
CAPS	<b>JDP SHOULDER CAPS REINFORCED WITH MOLDED PE FOAM</b> Elite-level cap construction disperses the impact force away from the shoulders while PE foam provides added comfort and protection.	CAPS	<b>MOLDED PE SHOULDER CAPS</b> Full coverage around the shoulders to safeguard from impacts or falls.
TORSO	<b>MOLDED PE FOAM BASE + REMOVABLE BELLY PAD</b> Great kidney coverage with removable belly pad for added protection, comfort and fit.	TORSO	<b>PE FOAM BASE</b> Lightweight fit that delivers great protection while moving with you, with maximized Velcro landing zone for easy adjustment and custom fit.
BICEPS	<b>CUSTOMIZABLE BICEP ADJUSTMENT</b> Custom strap makes it easy to lengthen your bicep protection.	BICEPS	<b>MOLDED PE CAPS</b> Great buffer between you and the hit.
STERNUM	<b>FLOATING MOLDED PE STERNUM</b> High level of protection with exceptional comfort and mobility.	STERNUM	<b>ANATOMICAL FLOATING MOLDED PE STERNUM</b> High level of protection.
SPINE	<b>FLOATING MOLDED PE SPINE</b> High level of protection and comfort with better mobility.	SPINE	<b>PE INSERT SPINE</b> High level of protection.
LINER	<b>COMFORT BASE JACKET + MESH LINER</b> Lightweight liner provides maximum airflow to keep you dry and cool - without compromising mobility.		



[SP9550] **NEW**  
**YOUTH TACKS 9550**  
 SHOULDER PADS



SIZES YT S, M, L

CONSTRUCTION	<b>SINGLE-LAYER CONSTRUCTION WITH PE FOAM</b> Reliable protection with a light feel ideal for recreational use.
CAPS	<b>MOLDED PE SHOULDER CAPS</b> Full coverage around the shoulders.
TORSO	<b>PE FOAM BASE</b> Lightweight fit that delivers great protection with maximized Velcro landing zone for easy adjustment.
STERNUM	<b>ANATOMICAL MOLDED CHEST</b> Maximum protection.



[EPAS1]  
**SUPER TACKS AS1**  
ELBOW PADS



SIZES SR S, M, L, XL  
JR M, L



[EP9080]  
**TACKS 9080**  
ELBOW PADS



SIZES SR S, M, L, XL  
JR S, M, L

CAP	<b>JDP CAP REINFORCED WITH D30® SMART MATERIAL + MOLDED FOAM COVERAGE</b> Pro-level cap construction disperses impact force away from the area while D30® helps absorb impact and shock – giving you elite-level elbow protection.	CAP	<b>JDP CAP REINFORCED WITH D30® SMART MATERIAL + MOLDED FOAM COVERAGE</b> JDP cap design disperses impact force away from the area while D30® absorbs impact and shock – giving you elite-level elbow protection.
BICEP	<b>ARTICULATED DUAL-LAYER BICEP WITH EXTENDED COVERAGE</b> Molded exposed foam and bicep dual-layer construction for optimized mobility and protection.	BICEP	<b>ARTICULATED BICEP WITH EXPOSED FOAM</b> Exposed molded foam and articulated construction.
FOREARM	<b>COMPRESSION-MOLDED EXPOSED HD FOAM WITH D30® SMART MATERIAL</b> Premium HD foam combined with D30® for impact and shock absorption.	FOREARM	<b>COMPRESSION-MOLDED PE WITH D30® SMART MATERIAL</b> Molded PE with D30® for impact and shock absorption.
ATTACHMENT	<b>MIDDLE REINFORCED LOCK STRAP + ELASTIC BICEP STRAP + LENGTH-ADJUSTABLE FOREARM STRAP</b> 360° strap system locks the elbow pad in place to help maintain exceptional comfort. Plus, it's easy to customize your fit.	ATTACHMENT	<b>LYCRA MESH MIDDLE LOCK STRAP + ELASTIC BICEP STRAP + LENGTH-ADJUSTABLE FOREARM STRAP</b> 360° strap system locks the elbow pad in place to help maintain exceptional comfort. Plus, it's easy to customize your fit.



[EPAS1]  
**YOUTH SUPER TACKS AS1**  
ELBOW PADS



SIZES YT S, M, L

CAP	<b>JDP CAP REINFORCED WITH D30® SMART MATERIAL + MOLDED FOAM COVERAGE</b> JDP cap designed to disperse impact force away from the elbow joint while D30® helps absorb impact and shock – giving you elite-level elbow protection.
BICEP	<b>ARTICULATED BICEP</b> PE Foam provides comfort and mobility.
ATTACHMENT	<b>DOUBLE STRAP ADJUSTMENT SYSTEM WITH MAXIMIZED VELCRO LANDING ZONE</b> Built for comfort and protection, the strap system keeps your elbow pad in place.



[EP9060]  
**TACKS 9060**  
ELBOW PADS

SIZES SR S, M, L, XL  
JR S, M, L



[EP9550] **NEW**  
**TACKS 9550**  
ELBOW PADS

SIZES SR S, M, L, XL  
JR S, M, L

CAP **JDP CAP WITH MOLDED PE FOAM COVERAGE**  
JDP cap designed to disperse impact force away from the elbow joint.

BICEP **ARTICULATED BICEP + MOLDED PE FOAM INSERT WITH EXTENDED COVERAGE**  
PE foam provides next-level protection and comfort.

FOREARM **MOLDED PE FOAM FOREARM GUARD**  
Strategic placement of molded PE means excellent forearm protection.

ATTACHMENT **LYCRA MESH MIDDLE LOCK STRAP + ELASTIC BICEP STRAP + NYLON FOREARM STRAP**  
Strap system locks the elbow pad into place so you can play the game without worrying about shifting.

CONSTRUCTION **ONE-PIECE CONSTRUCTION**  
Reliable and functional protection with a light feel ideal for recreational use.

BICEP **LIGHTWEIGHT FOAM**  
Coverage that doesn't slow you down.

FOREARM **PE INSERT**  
Great lightweight protection around the forearm.

ELBOW CAP **PE CAPS WITH JDP CONSTRUCTION**  
JDP construction designed to disperse impact force away from the elbow joint while PE provides great fit and comfort.

ATTACHMENT **SIMPLIFIED THREE-STRAP SYSTEM**  
Customize your fit and comfort.



[EP9550] **NEW**  
**YOUTH TACKS 9550**  
ELBOW PADS

SIZES YT S, M, L

CONSTRUCTION **ONE-PIECE CONSTRUCTION**  
Standard mobility and comfort.

ELBOW CAP **SYMMETRICAL PE HARD CAPS**  
Made of PE plastic cap for protection you can count on.

ATTACHMENT **TWO-STRAP SYSTEM ATTACHMENT**  
Customize your fit and comfort.



[SGAS1]  
**SUPER TACKS AS1**  
SHIN GUARDS



**SIZES** SR 14", 15", 16", 17"  
JR 12", 13"



[SG9080]  
**TACKS 9080**  
SHIN GUARDS



**SIZES** SR 14", 15", 16", 17"  
JR 11", 12", 13"

CALF	<b>EXPOSED COMPRESSION-MOLDED HD FOAM WITH D3O® SHOT BLOCK PROTECTION</b> Premium HD foam combined with D3O® for impact and shock absorption, giving you elite-level calf protection.	CALF	<b>EXPOSED COMPRESSION-MOLDED HD FOAM WITH D3O® SHOT BLOCK PROTECTION</b> Premium HD foam combined with D3O® for impact and shock absorption, giving you elite-level calf protection.
KNEE CAP	<b>JDP CAP WITH D3O® SMART MATERIAL</b> Pro-level JDP cap construction disperses impact force away from the knee while D3O® absorbs impact and shock.	KNEE CAP	<b>JDP CAP WITH REINFORCED D3O® SMART MATERIAL</b> Pro-level JDP cap construction disperses impact force away from the knee while D3O® absorbs impact and shock.
SHIN CAP	<b>ANATOMICAL PE SHIN CAP WITH TAPE GROOVE</b> Pro-strength PE shin cap with landing to lock in hockey tape.	SHIN CAP	<b>ANATOMICAL PE SHIN CAP WITH TAPE GROOVE</b> Pro-strength PE shin cap with landing to lock in hockey tape.
ATTACHMENT	<b>UPPER LOCK STRAP + LENGTH-ADJUSTABLE CALF STRAP</b> Snug fit that's customizable for all calf sizes.	ATTACHMENT	<b>UPPER LOCK STRAP + LENGTH-ADJUSTABLE CALF STRAP</b> Snug fit that's customizable for all calf sizes.
LINER	<b>REMOVABLE COMFORT LINER WITH KNEE CUT-OUT + DETACHABLE LOWER SHIN PADDING</b> Obtain a custom fit with the removable comfort liner and lower shin padding for unrivaled comfort.	LINER	<b>REMOVABLE COMFORT LINER WITH KNEE CUT-OUT</b> Removable comfort liner makes it easy to customize your fit.



[SGAS1]  
**YOUTH SUPER TACKS AS1**  
SHIN GUARDS



**SIZES** YT 8", 9", 10"

CALF	<b>EXTENDED FOAM CALF GUARD</b> Anatomical design with extended calf protection.	ATTACHMENT	<b>UPPER LOCK STRAP + CALF STRAPPING SYSTEM</b> Incredibly comfortable and easily adjustable.
KNEE CAP	<b>MOLDED PE CAP</b> Designed to disperse impact force away from the knee.	LINER	<b>REMOVABLE COMFORT LINER WITH D3O® SMART MATERIAL AND KNEE CUT-OUT</b> Removable comfort liner makes it easy to customize your fit while D3O® adds impact and shock absorption to the liner.
SHIN CAP	<b>MOLDED PE CAP</b> Anatomical cap design delivers a high level of protection.		



[SG9060]  
**TACKS 9060**  
 SHIN GUARDS

**SIZES** SR 14", 15", 16"  
 JR 11", 12", 13"



[SG9550] **NEW**  
**TACKS 9550**  
 SHIN GUARDS

**SIZES** SR 14", 15", 16", 17"  
 JR 11", 12", 13"

CALF	<b>EXPOSED COMPRESSION-MOLDED FOAM + PE INSERT</b> Premium foam combined with PE inserts for excellent protection.	CONSTRUCTION	<b>LIGHTWEIGHT SHELL DESIGN</b> Reliable and functional protection with a light feel ideal for recreational use.
KNEE CAP	<b>JDP MOLDED PE CAP</b> Pro-level cap construction disperses impact force away from the knee.	CALF	<b>PE FOAM WITH LAMINATED FABRICS</b> Good protection.
SHIN CAP	<b>ANATOMICAL PE SHIN CAP WITH TAPE GROOVE</b> Pro-strength PE shin cap with landing to lock in hockey tape.	KNEE + SHIN CAPS	<b>ANATOMICAL PE SHIN CAP + JDP MOLDED PE KNEE CAP</b> Lightweight protection with pro-level cap that disperses impact force away from the knee.
ATTACHMENT	<b>UPPER LOCK STRAP + LENGTH-ADJUSTABLE CALF STRAP</b> Snug fit that's customizable for all calf sizes.	THIGH	<b>PE FOAM</b> High level of protection.
LINER	<b>REMOVABLE COMFORT LINER WITH KNEE CUT-OUT</b> Removable comfort liner makes it easy to customize your fit.	ATTACHMENT	<b>NYLON UPPER LOCK STRAP + WIDE ELASTIC CALF STRAP</b> Comfortable and easily adjustable.
		LINER	<b>PE FOAM + REMOVABLE LINER</b> Custom fit, easy maintenance and good level of protection.



[SG9550] **NEW**  
**YOUTH TACKS 9550**  
 SHIN GUARDS



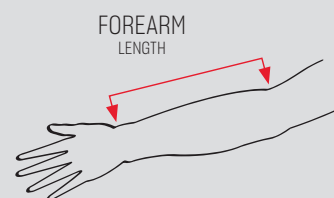
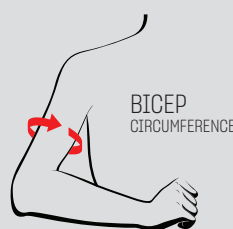
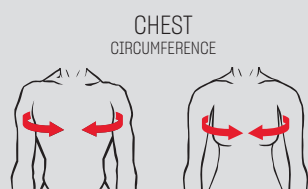
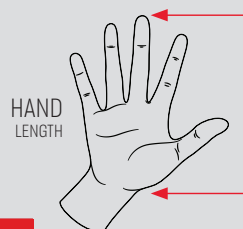
**SIZES** YT 8", 9", 10"

CONSTRUCTION	<b>LIGHTWEIGHT SHELL DESIGN</b> Improved mobility, reliable and functional protection with a light feel ideal for recreational use.
KNEE CAPS	<b>PE CAP</b> Must-have protection for the knee caps.
ATTACHMENT	<b>SINGLE ELASTIC WRAPPING LOCK STRAP</b> Comfortable and easily adjustable.

GLOVES		13"		14"		15"	
SR		HAND LENGTH		HAND LENGTH		HAND LENGTH	
		Min.	Max.	Min.	Max.	Min.	Max.
	IN	6.5	7.5	7	8	7.5	8.5
CM	16.5	19	18	20.5	19	22	
JR		10"		11"		12"	
		HAND LENGTH		HAND LENGTH		HAND LENGTH	
	Min.	Max.	Min.	Max.	Min.	Max.	
IN	5	6	5.5	6.5	6	7	
CM	13	15.5	14	16.5	15.5	18	
YT		8"		9"			
		HAND LENGTH		HAND LENGTH			
	Min.	Max.	Min.	Max.			
IN	4	5	4.5	5.5			
CM	10.5	13	11.5	14			

SHOULDER PADS		SMALL				MEDIUM				LARGE				X-LARGE			
		CHEST CIRC		HEIGHT		CHEST CIRC		HEIGHT		CHEST CIRC		HEIGHT		CHEST CIRC		HEIGHT	
		Min.	Max.	Min.	Max.	Min.	Max.	Min.	Max.	Min.	Max.	Min.	Max.	Min.	Max.	Min.	Max.
SR	IN	34	38	5'2"	5'6"	37	41	5'6"	5'10"	40	44	5'10"	6'2"	43	48	6'	+
	CM	86	97	157	168	94	104	168	178	102	112	178	188	109	122	183	+
JR	IN	24	30	4'2"	4'6"	26	32	4'6"	4'10"	30	35	4'10"	5'2"	N/A			
	CM	60	76	127	137	67	81	137	147	75	89	147	157	N/A			
YT	IN	-	23	3'4"	3'7"	23	25	3'7"	3'10"	24	28	3'10"	4'2"	N/A			
	CM	-	58	102	109	58	64	102	122	60	70	117	127	N/A			
WOMEN	IN	28	33	4'11"	5'3"	33	39	5'3"	5'7"	39	47	5'7"	6'	N/A			
	CM	71	84	150	160	84	99	160	170	99	119	170	183	N/A			

ELBOW PADS		SMALL						MEDIUM					
		FOREARM LENGTH		BICEP CIRCUMFERENCE		HEIGHT		FOREARM LENGTH		BICEP CIRCUMFERENCE		HEIGHT	
		Min.	Max.	Min.	Max.	Min.	Max.	Min.	Max.	Min.	Max.	Min.	Max.
SR	IN	9	10.5	10	12	5'2"	5'6"	10	11.5	11	14	5'6"	5'10"
	CM	23	27	25	30	157	168	25	29	28	36	168	178
JR	IN	6	8	7	9	4'2"	4'6"	7	9	8	10	4'6"	4'10"
	CM	16	20	18	23	127	137	18	22	20	25	137	147
YT	IN	4.5	6	5.5	7	3'4"	3'7"	5.5	7	6	7.5	3'7"	3'10"
	CM	11	15	14	17	102	109	14	17	16	19	109	117
		LARGE						X-LARGE					
		FOREARM LENGTH		BICEP CIRCUMFERENCE		HEIGHT		FOREARM LENGTH		BICEP CIRCUMFERENCE		HEIGHT	
		Min.	Max.	Min.	Max.	Min.	Max.	Min.	Max.	Min.	Max.	Min.	Max.
SR	IN	11	12.5	13	16	5'10"	6'2"	11.5	+	15	+	6'	+
	CM	28	32	33	41	178	188	29	+	38	+	183	+
JR	IN	8	10	9	11	4'10"	5'2"	N/A					
	CM	20	25	23	28	147	157	N/A					
YT	IN	6	7.5	7	8	3'10"	4'2"	N/A					
	CM	15	19	18	21	117	127	N/A					

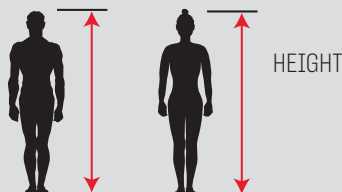
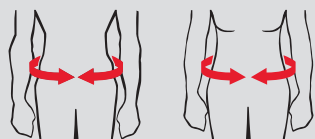


SHIN GUARDS		14"				15"				16"			
		HEIGHT		TIBIA LENGTH		HEIGHT		TIBIA LENGTH		HEIGHT		TIBIA LENGTH	
		Min.	Max.	Min.	Max.	Min.	Max.	Min.	Max.	Min.	Max.	Min.	Max.
SR	IN	5'4"	5'8"	14	15	5'8"	6'	15	16	6'	6'4"	16	17
	CM	163	173	36	38	173	183	38	41	183	193	41	43
	17"				18"								
		HEIGHT		TIBIA LENGTH		HEIGHT		TIBIA LENGTH		HEIGHT		TIBIA LENGTH	
	Min.	Max.	Min.	Max.	Min.	Max.	Min.	Max.	Min.	Max.	Min.	Max.	
	IN	6'4"	+	17	18	6'4"	+	18	19				
	CM	193	+	43	46	193	+	46	48				
JR	11"				12"				13"				
		HEIGHT		TIBIA LENGTH		HEIGHT		TIBIA LENGTH		HEIGHT		TIBIA LENGTH	
		Min.	Max.	Min.	Max.	Min.	Max.	Min.	Max.	Min.	Max.	Min.	Max.
	IN	4'4"	4'8"	11.0	12.0	4'8"	5'	12.0	13.0	5'	5'4"	13.0	14.0
CM	132	142	28	30	142	152	30	33	152	163	33	36	
YT	8"				9"				10"				
		HEIGHT		TIBIA LENGTH		HEIGHT		TIBIA LENGTH		HEIGHT		TIBIA LENGTH	
		Min.	Max.	Min.	Max.	Min.	Max.	Min.	Max.	Min.	Max.	Min.	Max.
	IN	3'4"	3'8"	8	9	3'8"	4'	9	10	4'	4'4"	10	11
CM	102	112	20	23	112	122	23	25	122	132	25	28	

PLAYER PANTS		SMALL				MEDIUM				LARGE				X-LARGE			
		WAIST CIRC		HEIGHT		WAIST CIRC		HEIGHT		WAIST CIRC		HEIGHT		WAIST CIRC		HEIGHT	
		Min.	Max.	Min.	Max.	Min.	Max.	Min.	Max.	Min.	Max.	Min.	Max.	Min.	Max.	Min.	Max.
SR	IN	29	32	5'2"	5'6"	31	35	5'6"	5'10"	34	39	5'10"	6'2"	37	42	6'	+
	CM	74	82	157	168	79	89	168	178	86	99	178	188	95	107	183	+
WOMEN	IN	25	29	4'11"	5'3"	29	33	5'3"	5'7"	33	37	5'7"	6'	N/A			
	CM	64	74	150	160	74	84	160	170	84	94	170	183				

PLAYER PANTS		X-SMALL				SMALL				MEDIUM			
		WAIST CIRC		HEIGHT		WAIST CIRC		HEIGHT		WAIST CIRC		HEIGHT	
		Min.	Max.	Min.	Max.	Min.	Max.	Min.	Max.	Min.	Max.	Min.	Max.
JR	IN	-	23	-	4'4"	23	25	4'2"	4'6"	24.5	28	4'6"	4'10"
	CM	-	58	-	132	58	64	127	137	62	72	137	147
YT	IN	N/A				20	21.5	3'4"	3'7"	21	22.5	3'7"	3'10"
	CM	N/A				51	55	102	109	53	57	109	117
		LARGE				X-LARGE							
		WAIST CIRC		HEIGHT		WAIST CIRC		HEIGHT					
		Min.	Max.	Min.	Max.	Min.	Max.	Min.	Max.				
JR	IN	27	31	4'10"	5'2"	27	29	5'4"	5'7"	N/A			
	CM	69	79	147	157	69	74	163	170				
YT	IN	22	23.5	3'10"	4'2"	N/A							
	CM	56	60	117	127								

WAIST CIRCUMFERENCE



TIBIA LENGTH



HELMETS



[HTSPTX]  
**SUPER TACKS X**

PROTECTION	NEST TECH + D30® Tuned 3D printed + rate sensitive location-specific impact distribution
COMFORT	NEST TECH + MULTI DENSITY FOAMS Max breathability + wraparound comfort
ADJUSTMENT	TOOL FREE ADJUSTMENT ON SIDES + SIDE IMPACT FRAME Reinforced, wide range front-to-back



[HT910]  
**TACKS 910**

PROTECTION	FLUID INSIDE + D30® Location-specific impact distribution
COMFORT	I.Q.SHION GEL LINER Memory comfort + sweat wicking at front
ADJUSTMENT	TOOL FREE ADJUSTMENT ON SIDES + SIDE IMPACT FRAME Reinforced, wide range front-to-back



[HT710]  
**TACKS 710**

PROTECTION	R.E.D. SYSTEM + D30® Helps manage multiple impacts
COMFORT	I.Q.SHION LINER Comfort + sweat wicking
ADJUSTMENT	SINGLE TOOL FREE ADJUSTMENT AT REAR 1 step length & width customization

GLOVES



[HGFT4PRO]  
**JETSPEED FT4 PRO**

FINGERS / BACKHAND	PREMIUM ZOTEFOAM + HD PE FOAM + PE INSERTS + THREE-PIECE INDEX Elite level protection
PALM / LINER	PRO CLARINO + PRO CLARINO REINFORCEMENT + SEAMLESS PALM/CUFF + POLYGIENE Great feel, durability + antibacterial anti odor treatment
THUMB / CUFF	PRO FLEXTHUMB + SHORT PRE-ANGLED OPEN FLEXCUFF Amplified mobility & great grip



[HGAS1]  
**SUPER TACKS AS1**

FINGERS / BACKHAND	PE FOAM + PE INSERTS + D30® Pro-level impact protection
PALM / LINER	PRO CLARINO NASH + EMBOSSED NASH + POLYGIENE LINER Great feel, durability + antibacterial anti odor treatment
THUMB / CUFF	PRO FLEXTHUMB (SR) + SEGMENTED FLEXCUFF Great mobility & grip



[HGFT4]  
**JETSPEED FT4**

FINGERS / BACKHAND	PRO-LEVEL HD/PE FOAM + PE INSERTS + THREE-PIECE INDEX Pro-level protection
PALM / LINER	PRO CLARINO + HIGH ABRASION REINFORCEMENT + SEAMLESS PALM/CUFF + POLYGIENE Pro palm, extra durability + antibacterial anti odor treatment
THUMB / CUFF	PRO FLEXTHUMB + SHORT PRE-ANGLED OPEN CUFF Amplified mobility & great grip



[HG9080]  
**TACKS 9080**

FINGERS / BACKHAND	PE FOAM + PE INSERTS + D30® Pro-level impact protection
PALM / LINER	PRO CLARINO NASH + KEVLAR + POLYGIENE LINER Pro feel, extra durability + antibacterial anti odor treatment
THUMB / CUFF	PRO FLEXTHUMB (SR) + SEGMENTED FLEXCUFF Great mobility & grip



[HG4RP2]  
**TACKS 4R PRO<sup>2</sup>**

FINGERS / BACKHAND	D30 + DUAL-DENSITY FOAM + PE INSERTS Pro-level impact protection
PALM / LINER	PRO CLARINO NASH + POLYGIENE LINER Great feel, durability + antibacterial anti odor treatment
THUMB / CUFF	PRO FLEXTHUMB (SR) + SEGMENTED FLEXCUFF Great mobility & grip





[HT310]  
**TACKS 310**

PROTECTION D30® Rate sensitive material to help improve impact protection

COMFORT I.Q. SHION LINER  
Comfort + sweat wicking

ADJUSTMENT SINGLE TOOL FREE ADJUSTMENT AT REAR  
1 step length & width customization



[HT210]  
**TACKS 210**

PROTECTION DUAL DENSITY FOAMS Helps distribute the energy of various types of impact

COMFORT DUAL DENSITY FOAMS  
Comfort + wraparound fit

ADJUSTMENT SINGLE TOOL FREE ADJUSTMENT AT REAR  
1 step length & width customization



[HTFLJRC]  
**FL3DS JR**

PROTECTION D30 + MULTIDENSITY FOAM  
Age-specific protection (7-11 yrs old)

COMFORT MULTIDENSITY FOAM  
Comfort

ADJUSTMENT 4 KID-FRIENDLY TOOL FREE ADJUSTMENTS  
Length, cage & clips height, chin strap snap



[HTYTHC]  
**FL3DS YT**

PROTECTION D30 + MULTIDENSITY FOAM  
Age-specific protection (4-7 yrs old)

COMFORT MULTIDENSITY FOAM  
Comfort

ADJUSTMENT 5 KID-FRIENDLY TOOL FREE ADJUSTMENTS  
Length, cage & clips height, chin strap snap & clip



[HT50]  
**CCM50**

PROTECTION MULTIDENSITY FOAM  
Protection all around

COMFORT MULTIDENSITY FOAM  
Comfort

ADJUSTMENT TOOL FREE FIT CLIPS ON SIDE  
Front-to-back adjustment



[HG485]  
**JETSPEED FT485**

FINGERS / BACKHAND PE FOAM AND PE INSERTS  
Lightweight competitive protection

PALM / LINER SOFT NASH + EMBOSSED REINFORCEMENT  
Enhanced comfort & durability

THUMB / CUFF PRO FLEXTUMB  
+ SHORT PRE-ANGLED 1PCE OPEN CUFF  
Unrestricted movement + excellent grip



[HG475]  
**JETSPEED FT475**

FINGERS / BACKHAND PE FOAM + PE INSERTS  
Lightweight competitive protection

PALM / LINER SOFT NASH + REINFORCEMENT  
Enhanced comfort & durability

THUMB / CUFF REGULAR PE THUMB + SHORT PRE-ANGLED 1PCE  
OPEN CUFF Unrestricted movement + great grip



[HG9060]  
**TACKS 9060**

FINGERS / BACKHAND DUAL DENSITY FOAM + PE INSERTS  
Lightweight competitive protection

PALM / LINER NASH + NASH REINFORCEMENT  
Enhanced comfort & durability

THUMB / CUFF PRO FLEXTUMB (SR) + SEGMENTED FLEXCUFF  
Great mobility & grip



[HG9040]  
**TACKS 9040**

FINGERS / BACKHAND EVA FOAM + PE INSERTS  
Lightweight competitive protection

PALM / LINER NASH + NASH REINFORCEMENT  
Enhanced comfort & durability

THUMB / CUFF PE INJECTED THUMB + OPEN CUFF  
Protective yet mobile



[HG9040]  
**YOUTH SUPER TACKS AS1**

FINGERS / BACKHAND PE FOAM + D30®  
Elite protection

PALM / LINER WATER-REPELLENT NASH + REINFORCEMENT  
Durable comfort



[HG4R2]  
**TACKS 4R<sup>2</sup>**

FINGERS / BACKHAND SINGLE DENSITY FOAM  
Comfortable lightweight protection

PALM / LINER NASH®  
Soft durable feel

THUMB / CUFF PE INJECTED THUMB + OPEN FIXED CUFF  
Protective yet mobile



[HG4RP2]  
**YOUTH TACKS 4R PRO<sup>2</sup>**

FINGERS / BACKHAND SINGLE DENSITY FOAM  
Comfortable lightweight protection

PALM / LINER NASH®  
Soft durable feel

THUMB / CUFF PE INJECTED THUMB + OPEN FIXED CUFF  
Protective yet mobile

PANTS



[HPFT4PRO]  
**JETSPEED FT4 PRO**

BACK	FLOATING SPINE + HYBRID SPINE SHIELD WITH HD FOAM Maximum impact protection
ADJUSTMENT/LINER	EASY FIT + BUILT-IN INTERNAL ANTI-TWIST BELT + 1" ZIPPER + DRYFOAM Elite customizable comfort dry fit
THIGH/HIP/KIDNEY	MOLDED PE CAPS + VENTED FOAM + HD FOAM THIGH GUARDS + LEG ZIPPER Lightweight pro-level protection



[HPFT4]  
**JETSPEED FT4**

BACK	FLOATING SPINE + HYBRID SPINE SHIELD Maximum impact protection
ADJUSTMENT/LINER	EASY FIT + BUILT-IN INTERNAL BELT + 1" ZIPPER + DRYFOAM Customizable comfort dry fit
THIGH/HIP/KIDNEY	LIGHTWEIGHT FOAM + MOLDED PE PLASTIC + LEG ZIPPER Pro-level protection



[HP485]  
**JETSPEED FT485**

BACK	HYBRID SPINE SHIELD High level impact protection
ADJUSTMENT/LINER	EASY FIT + INTERNAL BELT + 1" ZIPPER Custom comfort fit
THIGH/HIP/KIDNEY	LIGHTWEIGHT FOAM + MOLDED PE PLASTIC + LEG ZIPPER Pro-level protection



[PGJS]  
**JETSPEED GIRDLE**

BACK	HYBRID SPINE SHIELD + D30® + HD FOAM Pro-level impact protection
ADJUSTMENT/LINER	HEIGHT/WIDTH ADJUSTABLE THIGH GUARDS Ultimate custom fit + pro-level protection
THIGH/HIP/KIDNEY	JDP + PE MOLDED CAP + MID-DENSITY FOAM Lightweight elite impact protection



[HPFTW]  
**WOMEN'S JETSPEED FTW**

BACK	HYBRID SPINE SHIELD + D30® Low profile pro-level impact protection
ADJUSTMENT/LINER	STRETCH OPENING + INTERNAL BELT + 1" ZIPPER + DRYFOAM LINER Customizable comfort stay-dry fit
THIGH/HIP/KIDNEY	MOLDED PE CAPS + FLOATING THIGH GUARD + LEG ZIPPER Elite level protection



[HPAS1]  
**SUPER TACKS AS1**

BACK	HEIGHT-ADJUSTABLE FLOATING SPINE + D30 Custom fit & elite impact protection
ADJUSTMENT/LINER	INTERNAL BELT + STABILIZED BELLY PAD + 1" ZIPPER Customizable comfort fit
THIGH/HIP/KIDNEY	JDP HIP CAPS + D30 + FLOATING MOLDED HD THIGH + PE + LEG ZIPPER Pro-level protection all around



[HP9080]  
**TACKS 9080**

BACK	FLOATING SPINE + D30® Elite impact protection
ADJUSTMENT/LINER	INTERNAL BELT + STABILIZED BELLY PAD + 1" ZIPPER Customizable comfort fit
THIGH/HIP/KIDNEY	JDP HIP CAPS + D30 + FLOATING MOLDED PE THIGH + LEG ZIPPER Pro-level protection



[HP9060]  
**TACKS 9060**

BACK	FIXED MOLDED PE SPINE Competitive level protection
ADJUSTMENT/LINER	INTERNAL BELT + 1" ZIPPER Customizable comfort fit
THIGH/HIP/KIDNEY	JDP HIP CAPS + FLOATING MOLDED PE THIGH + LEG ZIPPER Pro-level protection

SHOULDER PADS



[SPFT4PRO]  
**JETSPEED FT4 PRO**

SHOULDER CAPS	U-FOAM SHOULDER CAPS Ultra lightweight pro protection
TORSO/SPINE/STERNUM	VENTED ZOTEFOAM FLEX MOTION + HYBRID SHIELD Ultra lightweight stay dry mobile pro protection
BICEPS	HD MOLDED FOAM + LENGTH ADJUSTMENT Lightweight customizable pro-level protection



[SPFT4]  
**JETSPEED FT4**

SHOULDER CAPS	U-FOAM SHOULDER CAPS Ultra lightweight pro protection
TORSO/SPINE/STERNUM	VENTED FLEX MOTION + HYBRID SHIELD Lightweight elite mobile protection
BICEPS	PE-MOLDED CAP + LENGTH ADJUSTMENT Lightweight customizable elite protection



[SP485]  
**JETSPEED FT485**

SHOULDER CAPS	JDP DESIGN CAPS WITH MOLDED PE Lightweight mobile protection
TORSO/SPINE/STERNUM	VENTED FRONT + MOLDED PE FOAM Lightweight competitive protection
BICEPS	PE-MOLDED CAP + LENGTH ADJUSTMENT Lightweight customizable elite protection



[SPFTW]  
**WOMEN'S JETSPEED FTW**

SHOULDER CAPS	LOW-PROFILE CAPS + D30® Lightweight impact absorbing protection
TORSO/SPINE/STERNUM	ADJUSTABLE PE FOAM BASE + MOLDED STERNUM/SPINE Customized anatomical protection, coverage & comfort
BICEPS	PE-MOLDED CAP + LENGTH ADJUSTMENT Lightweight customizable elite protection



[SPAS1]  
**SUPER TACKS AS1**

SHOULDER CAPS	DUAL CORE HD FOAM + D30® Maximum protection & impact absorption
TORSO/SPINE/STERNUM	MOLDED HD FOAM + D30® + ADJUSTABLE STRAPS Lightweight customizable pro-level protection
BICEPS	2PCE FLOATING BICEP + ADJUSTABLE STRAPS Customizable for optimal interaction & protection



[SP9080]  
**TACKS 9080**

SHOULDER CAPS	JDP CAPS + D30® Pro-level protection & impact absorption
TORSO/SPINE/STERNUM	MOLDED PE + D30® + ADJUSTABLE STRAPS Elite level customizable protection
BICEPS	ADJUSTABLE BICEP Customizable protection



[SP9060]  
**TACKS 9060**

SHOULDER CAPS	JDP CAPS + PE FOAM Pro-level protection & comfort
TORSO/SPINE/STERNUM	FLOATING MOLDED PE Competitive comfortable protection
BICEPS	ADJUSTABLE BICEP Customizable protection



[HP475]  
**JETSPEED FT475**

BACK	<b>HYBRID SPINE SHIELD</b> High level impact protection
ADJUSTMENT/ LINER	<b>EXTERNAL BELT + LACE FRONT + 1" ZIPPER</b> Lightweight comfort fit
THIGH / HIP / KIDNEY	<b>MOLDED PE CAPS + PE FOAM</b> Competitive level protection



[HP9550]  
**TACKS 9550**

BACK	<b>PE INSERT SPINE</b> Lightweight impact protection
ADJUSTMENT/ LINER	<b>EXTERNAL BELT + STRETCH</b> Great comfort fit
THIGH / HIP / KIDNEY	<b>MOLDED PE CAPS + PE FOAM</b> Recreational level protection



[HPAS1]  
**YOUTH  
SUPER TACKS AS1**

BACK	<b>FLOATING SPINE + D30®</b> Pro-level impact protection
ADJUSTMENT/ LINER	<b>E-FIT INTERNAL BELT + 1" ZIPPER</b> Maximum custom comfort
THIGH / HIP / KIDNEY	<b>PE INSERTS</b> Elite level protection



[HP9550]  
**YOUTH  
TACKS 9550**

BACK	<b>PE INSERT SPINE</b> Lightweight impact protection
ADJUSTMENT/ LINER	<b>EXTERNAL BELT + STRETCH</b> Great comfort fit
THIGH / HIP / KIDNEY	<b>MOLDED PE THIGH GUARDS + PE HIP CAPS</b> Recreational level protection



[SP475]  
**JETSPEED FT475**

SHOULDER CAPS	<b>JDP DESIGN CAPS WITH MOLDED PE</b> Lightweight protection
TORSO / SPINE / STERNUM	<b>PE FOAM BASE + MOLDED STERNUM/SPINE</b> Anatomical protection & comfort
BICEPS	<b>PE-MOLDED CAP + LENGTH ADJUSTMENT</b> Lightweight protection



[SP9550]  
**TACKS 9550**

SHOULDER CAPS	<b>MOLDED PE CAPS</b> Lightweight protection
TORSO / SPINE / STERNUM	<b>PE FOAM BASE + FLOATING MOLDED STERNUM + PE INSERT SPINE</b> Anatomical protection & comfort
BICEPS	<b>MOLDED PE CAPS</b> Lightweight protection



[SPAS1]  
**YOUTH  
SUPER TACKS AS1**

SHOULDER CAPS	<b>PE CAPS + PE FOAM</b> Coverage, comfort & protection
TORSO / SPINE / STERNUM	<b>FLOATING PE + D30® + ADJUSTABLE STRAPS</b> Lightweight elite level protection
BICEPS	<b>ADJUSTABLE BICEP</b> Customizable protection



[SP9550]  
**YOUTH  
TACKS 9550**

SHOULDER CAPS	<b>MOLDED PE CAPS</b> Lightweight protection
TORSO / SPINE / STERNUM	<b>PE FOAM BASE + MOLDED CHEST</b> Anatomical protection & comfort
BICEPS	<b>MOLDED PE CAPS</b> Lightweight protection

SHIN GUARDS



[SGFT4PRO]  
**JETSPEED FT4 PRO**

**KNEE / SHIN CAPS** JDP + IMPROVED FLEX POINT  
Optimal range of movement & impact protection

**CALF / THIGH** HD FOAM + CALF/THIGH GUARDS  
Lightweight max protection & anatomical fit

**ATTACHMENT / LINER** LENGTH ADJUSTABLE CALF STRAP + ZOTEFOAM + DRYFOAM REMOVABLE LINER + DONUT  
Comfortable customizable fit & pro-level protection



[SGAS1]  
**SUPER TACKS AS1**

**KNEE CAPS** JDP + D30  
Pro-level impact distribution

**SHIN CAPS & CALF** PE CAP + MOLDED HD FOAM + D30 SHOT BLOCK  
Pro-level impact protection & anatomical fit

**ATTACHMENT / LINER** LENGTH ADJUSTABLE CALF STRAP + REMOVABLE LINER + LOWER PAD + DONUT  
Comfortable customizable fit & elite protection



[SGFT4]  
**JETSPEED FT4**

**KNEE / SHIN CAPS** JDP + IMPROVED FLEX POINT  
Optimal range of movement & impact protection

**CALF / THIGH** EVA FOAM CALF GUARD + PLASTIC INSERT + EVA THIGH GUARD  
Lightweight tough impact protection & anatomical fit

**ATTACHMENT / LINER** LENGTH ADJUSTABLE CALF STRAP + PE FOAM + LAMINATED REMOVABLE LINER + DONUT  
Comfortable customizable fit & elite protection



[SG9080]  
**TACKS 9080**

**KNEE CAPS** JDP + D30  
Pro-level impact distribution

**SHIN CAPS & CALF** PE CAP + MOLDED HD FOAM + D30 SHOT BLOCK  
Pro-level impact protection & anatomical fit

**ATTACHMENT / LINER** LENGTH ADJUSTABLE CALF STRAP + REMOVABLE LINER + DONUT  
Comfortable customizable fit



[SG485]  
**JETSPEED FT485**

**KNEE / SHIN CAPS** JDP + IMPROVED FLEX POINT  
Optimal range of movement & impact protection

**CALF / THIGH** PE FOAM CALF GUARD + PLASTIC INSERT + PE FOAM THIGH GUARD  
Competitive level protection

**ATTACHMENT / LINER** LENGTH ADJUSTABLE CALF STRAP + PE FOAM + REMOVABLE LINER + DONUT  
Custom fit & protection



[SG9060]  
**TACKS 9060**

**KNEE CAPS** JDP + MOLDED PE  
Elite level impact distribution

**SHIN CAPS & CALF** PE CAP + MOLDED FOAM + PE INSERT  
Excellent protection

**ATTACHMENT / LINER** LENGTH ADJUSTABLE CALF STRAP + REMOVABLE LINER + DONUT  
Comfortable customizable fit

ELBOW PADS



[EPFT4PRO]  
**JETSPEED FT4 PRO**

**BICEP** 3PCE WITH HD MOLDED PE FOAM  
Pro-level ultralight protection & amplified mobility

**ELBOW CAP** MOLDED PE JDP CAP + EXPOSED HD FOAM COVER  
Elite protection & comfort

**FOREARM & ATTACHMENT** ZOTEFOAM + HD FOAM GUARDS + 3 REFINED STRAPS  
Pro-level lightweight close-to-body protection



[EPAS1]  
**SUPER TACKS AS1**

**BICEP** 2PCE FLOATING ARTICULATED + EXTRA COVERAGE  
Anatomical fit with mobility & protection

**ELBOW CAP** JDP CAP + D30 + MOLDED FOAM  
Pro-level impact absorption & comfort

**FOREARM & ATTACHMENT** COMPRESS MOLDED HD FOAM + D30 + ADJUSTABLE STRAPS  
Customizable wraparound pro protection



[EPFT4]  
**JETSPEED FT4**

**BICEP** 3PCE WITH EVA FOAM  
Elite lightweight comfortable protection + amplified mobility

**ELBOW CAP** MOLDED PE JDP CAP + EXPOSED EVA FOAM COVER  
Elite protection & comfort

**FOREARM & ATTACHMENT** INJECTION MOLDED PE CAP INSERT + 3 REFINED STRAPS  
Elite lightweight comfortable protection



[EP9080]  
**TACKS 9080**

**BICEP** 2PCE FLOATING ARTICULATED + EXPOSED FOAM  
Top mobility & protection

**ELBOW CAP** JDP CAP + D30 + MOLDED FOAM  
Pro-level impact absorption & comfort

**FOREARM & ATTACHMENT** COMPRESS MOLDED HD FOAM + D30 + ADJUSTABLE STRAPS  
Customizable wraparound pro protection



[EP485]  
**JETSPEED FT485**

**BICEP** HYBRID 3PCE FLOATING BICEP + PE INSERTS  
Competitive highly mobile comfortable protection

**ELBOW CAP** MOLDED PE JDP CAP + EXPOSED EVA FOAM COVER  
Competitive impact protection

**FOREARM & ATTACHMENT** THREE STRAP SYSTEM + MOLDED PE CAP INSERT  
High level protection & comfort



[EP9060]  
**TACKS 9060**

**BICEP** ARTICULATED + PE FOAM + EXTRA COVERAGE  
High level protection & comfort

**ELBOW CAP** JDP + MOLDED PE FOAM  
Competitive impact protection

**FOREARM & ATTACHMENT** MOLDED PE GUARD + MULTI STRAPS  
Comfort fit tough protection



[SG475]  
**JETSPEED FT475**

KNEE / SHIN CAPS	JDP + IMPROVED FLEX POINT Optimal range of movement & impact protection
CALF / THIGH	PE FOAM CALF GUARD + PLASTIC INSERT + PE FOAM THIGH GUARD Lightweight protection
ATTACHMENT / LINER	WIDE CALF STRAP + PE FOAM + REMOVABLE LINER Adjustable comfort fit



[SG9550]  
**TACKS 9550**

KNEE CAPS	JDP + MOLDED PE Elite level impact distribution
SHIN CAPS & CALF	PE CAP + PE FOAM Anatomical lightweight protection
ATTACHMENT / LINER	WIDE CALF STRAP + REMOVABLE LINER Custom comfort fit



[SGAS1]  
**YOUTH SUPER TACKS AS1**

KNEE CAPS	MOLDED PE High level impact distribution
SHIN CAPS & CALF	MOLDED PE + EXTENDED CALF GUARD Elite protection & anatomical fit
ATTACHMENT / LINER	REMOVABLE LINER + DONUT Comfortable custom fit & protection



[SG9550]  
**YOUTH TACKS 9550**

KNEE CAPS	PE CAP Lightweight recreational protection
SHIN CAPS & CALF	PE CAP + FOAM Anatomical lightweight protection
ATTACHMENT / LINER	ELASTIC WRAP LOCK STRAP Easily adjustable comfort fit



[EP475]  
**JETSPEED FT475**

BICEP	2PCE ARTICULATED FOAM + PE INSERT Comfortable mobile protection & coverage
ELBOW CAP	HALF EXPOSED INJECTED JDP CAPS Recreational/Competitive impact protection
FOREARM & ATTACHMENT	MOLDED PE CAP INSERT + 3 STRAPS Great protection



[EP9550]  
**TACKS 9550**

BICEP	ONE PIECE FOAM Lightweight coverage & mobility
ELBOW CAP	JDP + PE CAPS Recreational protection
FOREARM & ATTACHMENT	PE INSERT + SIMPLIFIED MULTI STRAPS Lightweight custom fit protection



[EPAS1]  
**YOUTH SUPER TACKS AS1**

BICEP	ARTICULATED + PE FOAM High comfort & mobility
ELBOW CAP	JDP CAP + D30 + MOLDED FOAM Elite impact protection
FOREARM & ATTACHMENT	DOUBLE STRAP Comfortable custom fit



[EP9550]  
**YOUTH TACKS 9550**

BICEP	ONE PIECE FOAM Lightweight coverage & mobility
ELBOW CAP	SYMMETRICAL PE HARD CAPS Reliable kid-friendly protection
FOREARM & ATTACHMENT	TWO STRAP SYSTEM Lightweight custom fit & comfort

# REF REFeree PROTECTIVE

BASED ON FEEDBACK FROM BIG-LEAGUE OFFICIALS, OUR COMPLETELY REDESIGNED REF PROTECTIVE GEAR ACHIEVES A HEAD-TO-TOE LOOK THAT PROTECTS WHILE COMMANDING RESPECT. EVERY PIECE IN THIS ALL-NEW COLLECTION IS MADE TO KEEP YOU SECURE, COMFORTABLE AND COOL UNDER PRESSURE.



## [PPREF] **NEW** REFeree SHELL/PANT

SIZES SR S, M, L, XL

COMFORT	LIGHTWEIGHT PANT	Wear layered over your desired level of base protection, such as the Referee Girdle (PGREF), for a moves-with-you tailored look that commands respect.
BELT	WIDE ELASTIC WAIST	Built to provide a comfortable fit, with integrated suspender holders around waist.
EXTERIOR	DURABLE WOVEN POLYESTER	Provides pro-level comfort, look, breathability and durable wear, with easy-to-hem length, and stretch panels where it matters.



## [HPREF] REFeree PANTS

SIZES SR S, M, L, XL

PROTECTION	PADDED PANT WITH BUILT-IN PE INSERTS + SINGLE-DENSITY FOAM	Get a tailored look with pro-level protection in key areas. <small>PROTECTION INCREASED WHEN WORN WITH REFEREE GIRDL (PGREF).</small>
BELT	SINGLE-BELT CLOSURE SYSTEM	Built to provide a custom fit, with integrated suspender holders around waist.
KIDNEY	REMOVABLE PADDED KIDNEY BELT	Nice just-in-case protection.
TAILBONE	SEGMENTED TAILBONE PAD	Hugs the body to deliver pro-level protection that's comfortable and easy to move around in.
EXTERIOR	DURABLE WOVEN POLYESTER	Provides pro-level comfort, look, breathability and durable wear, with easy-to-hem length.



## [PGREF] REFeree PADDED BASE PANTS GIRDL

SIZES SR S, M, L, XL

FIT	FORM-FITTING PERFORMANCE	Stretch compression base layer means you can follow the flow of the play in complete comfort.
PROTECTION	DIE-CUT FOAM PADDING	Pro-level of protection in key areas. <small>IN-GAME PROTECTION INCREASED WHEN WORN UNDER HPREF REFEREE PANT.</small>
CUP	PERFORMANCE ATHLETIC SUPPORT	Protective jock with hard shell for maximum comfort and protection.
BELT	WIDE ELASTIC WAIST	Comfortable fit with excellent freedom of movement.



## [SGREF] REFeree SHIN GUARDS

SIZES SR 14", 15", 16"

PROTECTION	STREAMLINED DESIGN + MOLDED KNEE & SHIN CAPS + COMFORT FOAMS	Pro-level protection, comfort and mobility exactly where you need it.
ATTACHMENT	WIDE MESH WRAPAROUND CALF STRAP	With mesh straps above and below the knee, your fit is built to breathe and stay in place. Referees appreciate the low profile under their pants.



## [EPREF] REFeree ELBOW PADS

SIZES SR M, L, XL

CONSTRUCTION	TAPERED SLEEVE DESIGN WITH LYCRA + ADJUSTABLE MESH STRAPS	Wraparound straps give you a breathable fit that stays in place - without sacrificing movement.
PROTECTION	LOW-PROFILE MOLDED FOAM ELBOW CAPS	Get the look and the protection with durable elbow pads that don't look bulky under your referee jersey.
BICEP	PE-MOLDED COMPONENTS	For extra protection that moves with the body for those important calls.



[PSREF]

**REFEREE  
PADDED SHIRT**

SIZES SR S, M, L, XL

FIT	FORM-FITTING PERFORMANCE FIT	Stretch compression base layer with long sleeves so you can follow the flow of play in complete comfort.
PROTECTION	DIE-CUT VENTED FOAM PADDING	Pro-level just-in-case protection in sternum, shoulders and sides with added breathability
MATERIAL	LIGHTWEIGHT LYCRA + BREATHABLE MESH	Keeps you comfortable, cool, dry and mobile.

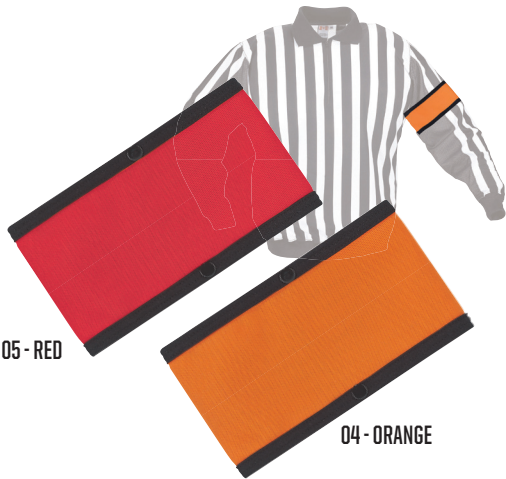


[150]

**150 W/ SNAPS**  
REFEREE JERSEY

SIZES SR XS, S, M, L, XL, XXL

BODY	MID-WEIGHT SUPRAFIL®	CONTENT	100% POLYESTER DOUBLE KNIT
LOGO	CCM TRANSFER LOGO ON BACK HEM	OTHER	½ ZIP WITH SNAPS FOR ARMBANDS



[152PCK]

**ARMBAND SET** (PACK OF 2)

SIZES SR S, L

CONTENT	100% POLYESTER (DK-150)	SMALL	9" REFEREE ARMBAND FOR XS-L JERSEYS
OTHER	SNAP-ON	LARGE	10" REFEREE ARMBAND FOR XL-XXL & PRO 44-56 JERSEYS




[EBREFBAGWH]

**OFFICIALS'  
BAG**

SIZES 30" LX 16" H X 14" W  
(VOLUME: 6,720 INCH³)

MATERIALS	600D Ripstop polyester construction
WHEELS	All-terrain wheels
COMPARTMENTS	2 main compartments with removable divider.
HANDLES	Reinforced retractable handle.
ACCESSORIES	Referee ID pocket
COLORS	Black

**BANDY**







SR



JR

[SKBTI3]

## TACKS TITANIUM 3

HEAT MOLDABLE

SIZES	SR	7 - 12	D	FULL
	INT-JR	3 - 6	D	FULL

**QUARTER PACKAGE** METAFRAME TECHNOLOGY WITH SYNTHETIC COMPOSITE This ergonomic boot-shaping system provides a superior fit for your foot.

**STIFFNESS PERFORMANCE INDEX** 155 Solid core for great skating performance.

**LINER** HD MICROFIBER LINER High resistance to wear while delivering major comfort and durability.

**TONGUE** REPLACEABLE ASYMMETRICAL FELT TONGUE WITH EMBOSSED LACE-BITE PROTECTION 7mm felt with reinforcement layers for increased comfort and protection.

**OUTSOLE** SR: REINFORCED INJECTED TPU WITH EXHAUST SYSTEM  
JR: REINFORCED INJECTION WITH EXHAUST SYSTEM  
SR- Stiff, lightweight design provides better energy transfer and torsional stability while the exhaust system wicks moisture out of the boot.  
JR- Stiff design provides better energy transfer while the exhaust system wicks moisture out of the boot.

**FOOTBED** CCM ORTHOLITE® \*\* Lightweight comfort and support.

**HOLDER** SPEEDBLADE XS Quick-release holder with bladelock system.

**RUNNER** XS BANDY RUNNER STAINLESS  
JR SIZE 3 - NO XS BANDY RUNNER, REGULAR HOCKEY RUNNER  
High performance runner with bandy radius. Fits Speedblade holder.

[BRXSSP]

## XS BANDY RUNNER STAINLESS

SIZES 238 - 304

SPECS FITS SPEEDBLADE XS HOLDER



[BSCCM]

## CCM BANDY STICK

SIZES SR CURVE 2, 3, 4  
JR CURVE 2

SPECS

FIBERGLASS LAMINATED WOOD STICK FOR THE ADULT PLAYER. THIS CONSTRUCTION GIVES YOU A VERY DURABLE STICK WITH A GREAT FEEL AND CONTROL. APPROVED BY THE SWEDISH BANDY FEDERATION.



[HGRINK]

## CCM HG RINK

SIZES SR 12", 13", 14", 15"

SPECS

TRICOT STYLE FOR GREAT GRIP AND FLEXIBILITY. HOCKEY STYLE GLOVE WITH FOAM PROTECTION.



[BG8K]

## CCM GLOVE 8K

SIZES SR S, M, L  
JR XXS, XS

SPECS

POPULAR PRO STYLE PLAYER GLOVE. TRICOT STYLE FOR GREAT GRIP AND FLEXIBILITY. VELCRO ATTACHMENT AT THE WRIST FOR A CUSTOM FIT.





[EPB6K]

**CCM ELBOW PADS BANDY 6K SR**

SIZES SR S, M, L

SPECS

PRO STYLE ELBOW PROTECTION FOR BANDY. VERY LIGHT AND SOFT PROTECTION TO ENSURE FULL MOVABILITY AND AGILITY. EASY AND FAST TO BREAK IN, WILL BE GAME READY IN A FEW TRIES.



[EPB4K]

**CCM EP BANDY 4K**

SIZES JR S, M, L

SPECS

PRO STYLE ELBOW PROTECTION FOR BANDY. VERY LIGHT AND SOFT PROTECTION TO ENSURE FULL MOVABILITY AND AGILITY. EASY AND FAST TO BREAK IN, WILL BE GAME READY IN A FEW TRIES.



[SGB8K]

**CCM SHIN GUARDS BANDY 8K**

SIZES SR 13", 14", 15" 16"

SPECS

PRO STYLE ELBOW PROTECTION FOR BANDY. VERY LIGHT AND SOFT PROTECTION TO ENSURE FULL MOVABILITY AND AGILITY. EASY AND FAST TO BREAK IN, WILL BE GAME READY IN A FEW TRIES.



[SGB4K]

**CCM SHIN GUARDS BANDY 4K**

SIZES SR 10", 11", 12"

SPECS

SHIN GUARD FOR JUNIORS. EPP FOAM GIVES A VERY LIGHT AND GOOD PROTECTION. FITLITE SYSTEM IN COMBINATION WITH THE VENTILATED CAPS HELPS TO COOL DOWN THE LEGS.



[BPCOV8K]

**CCM BP COVER 8K**

SIZES SR S, M, L, XL

SPECS FLEXIBLE COVERPANT TO FIT THE 8K GIRDLE. DURABLE DESIGN WITH STRIPE, ZIPPER, BELT AND ANKLE VELCRO ATTACHMENT.

COLORS ROYAL (03), NAVY (04), GREEN (06), RED (13), BLACK (14)



[BPCOV4K]

**CCM BP COVER 4K**

SIZES JR 140 - 160

SPECS FLEXIBLE COVERPANT TO FIT THE 4K GIRDLE. DURABLE DESIGN WITH STRIPE, ZIPPER, BELT AND ANKLE VELCRO ATTACHMENT.

COLORS ROYAL (03), NAVY (04), GREEN (06), RED (13), BLACK (14)



[BPGIRD8K]

**BP GIRDLE 8K**

SIZES SR S, M, L, XL

SPECS GIRDLE FOR ELITE PLAYERS. GREAT PROTECTION OVER THE HIPS AND THIGHS. NEW VELCRO ATTACHMENT OVER THE THIGHS. HAS A TIGHT FIT TO ENSURE BEST PROTECTION.



[BPGIRD4K]

**BP GIRDLE 4K**

SIZES JR 140 - 160

SPECS GIRDLE FOR JUNIOR PLAYERS. GREAT PROTECTION OVER THE HIPS AND THIGHS. HAS A TIGHT FIT TO ENSURE BEST PROTECTION.



[BSOCKS]  
**BANDY SOCKS**

SIZES SR 28"  
JR 24"

SPECS 1/2 ZIP PULL OVER, VENTILATED MESH PANELS, SNAPS. FOR ARMBANDS, EMBROIDERED CCM BRANDMARK. FABRIC CONTENT: 100% POLYESTER.

COLORS ROYAL (03), NAVY (04), GREEN (06), YELLOW (07), RED (13), BLACK (14), WHITE (15)



[BGAITER]  
**BANDY GAITER**

SIZES SR S, M, L

SPECS NICELY KNITTED BANDY SOCK WITH FOOT STRAP

COLORS ROYAL (03), NAVY (04), GREEN (06), YELLOW (07), RED (13), BLACK (14), WHITE (15)



[BBALL100] - 100 PACK

[BBALL] - 1 PACK

**BANDY BALL**

SPECS BULK PACK OF 100 BALLS OR INDIVIDUALLY PACKAGED.

COLORS CERISE





**GOALTE**

# EFLEX5 PADS

AT FIRST, YOU MIGHT NOT RECOGNIZE THE EFLEX 5 PADS, BUT TAKE A CLOSER LOOK AND YOU'LL FIND THE FOUNDATION OF SPEED, RESPONSIVENESS AND FLEXIBILITY THAT YOU RELY ON. NOW DESIGNED TO GIVE YOU EVEN GREATER CONTROL, SEAL AND STABILITY, THE EFLEX 5 TAKES EVERYTHING YOU KNOW AND LOVE TO THE NEXT LEVEL.



TECH 001

## CONTROL REBOUND TECHNOLOGY

THE PUCK COMES AT YOU FROM EVERY ANGLE; YOU DECIDE WHERE IT GOES NEXT. DIRECT AND CONTROL THE PUCK WITH TECHNOLOGY BUILT TO HELP DAMPEN REBOUNDS AND KEEP PUCKS IN TIGHT.



TECH 002

## DUAL1TECORE TECHNOLOGY

ADDED STIFFNESS ABOVE THE KNEE TO GIVE YOU ULTIMATE SEAL, STABILITY AND SLIDING, WHILE A FLEXIBLE FEEL BELOW THE KNEE AND INTO THE BOOT ALLOWS YOU TO POWERFULLY PUSH, MOVE AND REACT WITH SPEED.



TECH 003

## RAISED FLAT INSIDE EDGE

DUAL-DENSITY MOLDED CONSTRUCTION FEATURES A RAISED FLAT INNER GUSSET FOR A BETTER SEAL WITH THE ICE AND EFFICIENT CROSS-CREASE MOVEMENTS.




TECH 004

## MOLDED KNEE ROLL



## UV PRINTING





# EFLEX5 CATCH GLOVE

THIS GLOVE IS BUILT TO BE A PART OF YOUR PERSONAL HIGHLIGHT REEL. WITH PROTECTION TO GIVE YOU CONFIDENCE TO FACE EVERY SHOT IN GAMES, WARMUPS AND PRACTICES, AND NOW WITH ADDED FLEXIBILITY FOR IMPROVED CLOSURE AND CONTROL WITH EACH GLOVE SAVE YOU MAKE.



TECH 001

## FLEXMOTION BACKHAND AND CUFF

SEGMENTED MOLDED PROTECTION FOR GREATER FLEXIBILITY WITH NEW QUICK RELEASE STRAPPING FOR PERSONALIZED FIT AND FEEL.

ADJUSTABLE ARTICULATING CUFF  
FOR FULL RANGE OF MOTION.

TECH 002

## D30® SMART MATERIAL

HIGH-PERFORMANCE  
IMPACT PROTECTION  
FOR EVERY BIG (AND SMALL)  
GLOVE SAVE.



# EFLEX5 BLOCKER

STAY IN FULL CONTROL. WHETHER IT'S TO DEFLECT THE PUCK OFF YOUR BLOCKER AND ONTO YOUR TEAMMATE'S STICK, OR TO LEVERAGE YOUR BLOCKER'S FULL RANGE OF MOTION TO TOSS A SAUCER PASS TO YOUR TEAMMATE AT THE BLUE LINE...OR MAYBE, YOU'VE MASTERED BOTH.



TECH 001

## FLEXMOTION CUFF

ADJUSTABLE AND ARTICULATING CUFF  
TO DIAL IN YOUR FIT AND ENHANCE  
YOUR PLAYMAKING ABILITIES.

TECH 002

## D30® SMART MATERIAL

LOW-PROFILE IMPACT PROTECTION.

TECH 002

## LIGHTWEIGHT & THIN PROFILE DESIGN

IMPROVED BALANCE AND  
LIGHTWEIGHT FEEL.



EFLEX5 GLOVE  
EFLEX5 BLOCKER

\* CUSTOM COLOR SHOWN AND MANY OTHER COLORS AVAILABLE



[GPEFX5] **NEW**  
**EFLEX5**  
 GOAL PADS

**SIZES** SR 33+1, 34+1, 34+2, 35+2, CUST.  
 INT CUST. ONLY

TECHNOLOGIES	DUAL1TECORE CONTROL REBOUND CONTROL KNEE ROLLS QUICK MOTION STRAP SYSTEM SPEED SKIN
FLEX PROFILE	OUTER SINGLE BREAK + PRE-CURVED SINGLE BREAK CORE Maximizes flexibility while helping to close the 5-hole.
PAD FACE	CONTROL REBOUND TECHNOLOGY + CONTROL KNEE ROLLS Keep pucks controlled in tight. Molded and minimized knee rolls enhance rebound predictability.
CORE CONSTRUCTION	DUAL1TECORE TECHNOLOGY + MOLDED PRO CORE Lightweight dual flex profile for quicker transition into butterfly.
BOOT	DEEP 90-DEGREE WITH TORSIONAL FLEX AND BUNGEE TOE STRING SYSTEM Enhanced connectivity and flexibility for power pushes.
BOOT CHANNEL	DEEP SOFT Added mobility and feel between the skate and pad.
LEG CHANNEL/STRAPPING	DEEP, TIGHT FIT WITH QMSS Responsive feel for optimal reactivity and connection with the leg.
KNEE CRADLE	RECESSED FOAM WITH REMOVABLE KNEE CRADLE WRAP Deeper knee cradle helps close the 5-hole.
KNEE RAISER / LANDING ZONE	3D GRIP/INJECTION-MOLDED EPP FOAM WITH RAISED INNER EDGE STABILIZER Excellent pad seal and stability with maximum impact absorption.
THIGH PROTECTOR	N/A
COLORS	WWWWW, CUSTOM
BOOKING COLORS	N/A



[GPE5.9] **NEW**  
**EFLEX E5.9**  
 GOAL PADS

**SIZES** SR 33+1, 34+1, 34+2, 35+2  
 INT 30+1, 31+1, 32+1

TECHNOLOGIES	DUAL1TECORE CONTROL KNEE ROLLS QUICK MOTION STRAP SYSTEM SPEED SKIN
FLEX PROFILE	OUTER SINGLE BREAK + PRE-CURVED SINGLE BREAK CORE Maximizes flexibility while helping to close the 5-hole.
PAD FACE	CONTROL KNEE ROLLS Minimized knee rolls provide more predictable rebounds while maintaining flexibility.
CORE CONSTRUCTION	DUAL1TECORE TECHNOLOGY + HD CORE Lightweight dual flex profile for quicker transition into butterfly.
BOOT	DEEP 90-DEGREE WITH TORSIONAL FLEX AND BUNGEE TOE STRING SYSTEM Enhanced connectivity and flexibility for power pushes.
BOOT CHANNEL	DEEP SOFT Added mobility and feel between the skate and pad.
LEG CHANNEL/STRAPPING	DEEP, TIGHT FIT WITH QMSS Responsive feel for optimal reactivity and connection with the leg.
KNEE CRADLE	RECESSED FOAM WITH REMOVABLE KNEE CRADLE WRAP Deeper knee cradle helps close the 5-hole.
KNEE RAISER / LANDING ZONE	3D GRIP/PE FOAM WITH RAISED INNER EDGE STABILIZER Provides pad seal, stability with great impact absorption.
THIGH PROTECTOR	N/A
COLORS	WWWWW
BOOKING COLORS	GPE5.9CC: WWBB, WWNN, CHI, TOR, MTL, DET, BOS




[GPE5.5] **NEW**  
**EFLEX E5.5**  
 GOAL PADS

**SIZES** SR 32+1, 33+1, 34+1 BOOKING ONLY  
 JR 26+1, 28+1, 30+1  
 YT 22, 24 BOOKING ONLY

TECHNOLOGIES	DUAL1TECORE CONTROL KNEE ROLLS QUICK MOTION STRAP SYSTEM SPEED SKIN
FLEX PROFILE	OUTER SINGLE BREAK + PRE-CURVED SINGLE BREAK CORE Maximizes flexibility while helping to close the 5-hole.
PAD FACE	CONTROL KNEE ROLLS Minimized knee rolls provide more predictable rebounds while maintaining flexibility.
CORE CONSTRUCTION	DUAL1TECORE TECHNOLOGY Dual flex profile for easy transition into butterfly.
BOOT	DEEP 90-DEGREE WITH TORSIONAL FLEX AND BUNGEE TOE STRING SYSTEM Enhanced connectivity and flexibility for power pushes.
BOOT CHANNEL	DEEP SOFT Added mobility and feel between the skate and pad.
LEG CHANNEL/STRAPPING	DEEP, TIGHT FIT WITH QMSS Responsive feel for optimal reactivity and connection with the leg.
KNEE CRADLE	RECESSED FOAM WITH REMOVABLE KNEE CRADLE WRAP SR/JR only - Soft foam without outer knee wrap. YT only - Deeper knee cradle helps close the 5-hole.
KNEE RAISER / LANDING ZONE	NYLON/PE FOAM WITH RAISED INNER EDGE STABILIZER Seals pad to the ice and provides better balance.
THIGH PROTECTOR	LEGAL THIGH PROTECTOR YT ONLY Protects top of the knee.
COLORS	WWWWW
BOOKING COLORS	GPE5.5CC: WWBB, WWNN, CHI, TOR, MTL (SR & JR ONLY), DET, BOS (SR & JR ONLY)

\*\*\*THESE ARE THE STOCK SPECS.  
 SR PRO AND INT PRO CAN ALSO BE ORDERED WITH CUSTOM SPECIFICATIONS.





[GMEFX5] **NEW**  
**EFLEX5**  
CATCH GLOVE



SIZES	SR	REGULAR, FULL RIGHT
	INT	REGULAR, FULL RIGHT (CUSTOM ONLY)

[GME5.9] **NEW**  
**EFLEX E5.9**  
CATCH GLOVE



SIZES	SR	REGULAR, FULL RIGHT
	INT	REGULAR, FULL RIGHT

[GME5.5] **NEW**  
**EFLEX E5.5**  
CATCH GLOVE



SIZES	SR	REGULAR, FULL RIGHT	BOOKING ONLY
	JR	REGULAR, FULL RIGHT	
	YT	REGULAR, FULL RIGHT	BOOKING ONLY

TECHNOLOGIES	D30® FLEXMOTION SPEED SKIN	TECHNOLOGIES	FLEXMOTION SPEED SKIN	TECHNOLOGIES	FLEXMOTION SPEED SKIN
BREAK ANGLE	600 Middle of hand closure.	BREAK ANGLE	600 Middle of hand closure.	BREAK ANGLE	600 Middle of hand closure.
PALM STIFFNESS	GAME-READY FIT + D30® PROTECTION Easy break-in with upgraded protection.	PALM STIFFNESS	GAME-READY FIT Softer feel and easy break-in.	PALM STIFFNESS	GAME-READY FIT Softer feel and easy break-in.
CUFF/THUMB	ONE PIECE Redesigned cuff core for maximum coverage and enhanced closure.	CUFF/THUMB	ONE PIECE Redesigned cuff core for maximum coverage and enhanced closure.	CUFF/THUMB	ONE PIECE Redesigned cuff core for maximum coverage and enhanced closure.
BACKHAND AND CUFF	FLEXMOTION DESIGN Segmented Molded HD foam protection for optimal flexibility, and articulated cuff for added mobility.	BACKHAND AND CUFF	FLEXMOTION DESIGN Segmented HD foam backhand protection for great flexibility, and articulated cuff for added mobility.	BACKHAND AND CUFF	FLEXMOTION DESIGN Segmented backhand and articulated cuff for added mobility.
POCKET	DOUBLE STRAIGHT TEE Helps track the puck.	POCKET	DOUBLE STRAIGHT TEE Helps track the puck.	POCKET	DOUBLE STRAIGHT TEE Helps track the puck.
WRIST STRAP	QUICK-RELEASE WEBBING STRAP Easy and secure adjustment.	WRIST STRAP	QUICK-RELEASE WEBBING STRAP Easy and secure adjustment.	WRIST STRAP	QUICK-RELEASE WEBBING STRAP Easy and secure adjustment.
INNER PALM	LAYERED FELT/D30® Game-ready flex with excellent impact protection.	INNER PALM	LAYERED FELT/FOAM Game-ready flex.	INNER PALM	FELT/FOAM Game-ready flex.
COLORS	WWWW, CUSTOM	COLORS	WWWW	COLORS	WWWW
FINGER STALLS	NASH® Comfort feel and quicker release.	FINGER STALLS	NASH® Comfort feel and quicker release.	FINGER STALLS	NASH® Comfort feel and quicker release.
BOOKING COLORS	N / A	BOOKING COLORS	GPE5.9CC: WWBB, WWNN, CHI, TOR, MTL, DET, BOS	BOOKING COLORS	GPE5.5CC: WWBB, WWNN, CHI, TOR, MTL (SR & JR ONLY), DET, BOS (SR & JR ONLY)

\*\*\*THESE ARE THE STOCK SPECS.  
SR PRO AND INT PRO CAN ALSO BE ORDERED WITH CUSTOM SPECIFICATIONS.

STOCK COLOR  
WWWW (SR ONLY)

STOCK COLOR  
BOOKING COLORS [GME5.9CC]

WWWW  
WWBB WWNN CHIC TOR MTL DET BOS

STOCK COLOR  
BOOKING COLORS [GME5.5CC]

WWWW  
WWBB WWNN CHIC TOR MTL (SR & JR ONLY) DET BOS (SR & JR ONLY)



[GBEFX5] **NEW**  
**EFLEX5**  
BLOCKER



[GBE5.9] **NEW**  
**EFLEX E5.9**  
BLOCKER



[GBE5.5] **NEW**  
**EFLEX E5.5**  
BLOCKER



SIZES	SR	REGULAR, FULL RIGHT
	INT	REGULAR, FULL RIGHT (CUSTOM ONLY)

SIZES	SR	REGULAR, FULL RIGHT
	INT	REGULAR, FULL RIGHT

SIZES	SR	REGULAR, FULL RIGHT	BOOKING ONLY
	JR	REGULAR, FULL RIGHT	
	YT	REGULAR, FULL RIGHT	BOOKING ONLY

TECHNOLOGIES	D30® FLEXMOTION SPEED SKIN	TECHNOLOGIES	FLEXMOTION SPEED SKIN	TECHNOLOGIES	FLEXMOTION SPEED SKIN
SIDE WALL PROTECTION	X-STIFF SIDEWALL WITH STRAIGHT FINGER PROTECTION High impact protection.	SIDE WALL PROTECTION	STIFF SIDEWALL WITH STRAIGHT FINGER PROTECTION Impact protection.	SIDE WALL PROTECTION	STIFF SIDEWALL WITH STRAIGHT FINGER PROTECTION Impact protection.
CUFF	ADJUSTABLE FLEXMOTION CUFF Amplified mobility with customizable fit and range of motion.	CUFF	ADJUSTABLE FLEXMOTION CUFF Amplified mobility with customizable fit and range of motion.	CUFF	REINFORCED NASH® Feel and durability.
FINGER PROTECTORS	HD FOAM WRAP + D30® PROTECTION Optimal impact protection.	FINGER PROTECTORS	HIGH-DENSITY FOAM WRAP Impact protection.	FINGER PROTECTORS	LOW-DENSITY FOAM WRAP Impact protection.
PALM	MULTI-LAYERED REINFORCED NASH® Optimized feel and durability.	PALM	REINFORCED NASH® Feel and durability.	PALM	REINFORCED NASH® Feel and durability.
PALM POSITION	CENTERED PALM POSITION Provides balance.	PALM POSITION	CENTERED PALM POSITION Provides balance.	PALM POSITION	CENTERED PALM POSITION Provides balance.
BLOCKING BOARD	HEAT-LAMINATED DUAL-DENSITY FOAM WITH PE BOARD Thin profile design with maximum rebound control.	BLOCKING BOARD	LAMINATED DUAL-DENSITY FOAM WITH PE BOARD Thin profile design with maximum rebound control.	BLOCKING BOARD	LAMINATED DUAL-DENSITY FOAM WITH PE BOARD Thin profile design with maximum rebound control.
COLORS	WWWW, CUSTOM	COLORS	WWWW	COLORS	WWWW
BOOKING COLORS	N / A	BOOKING COLORS	GBE5.9CC: WWBB, WWNN, CHI, TOR, MTL, DET, BOS	BOOKING COLORS	GBE5.5CC: WWBB, WWNN, CHI, TOR, MTL (SR & JR ONLY), DET, BOS (SR & JR ONLY)

\*\*\*THESE ARE THE STOCK SPECS.  
SR PRO AND INT PRO CAN ALSO BE ORDERED WITH CUSTOM SPECIFICATIONS.

STOCK COLOR		BOOKING COLORS [GBE5.9CC]		STOCK COLOR		BOOKING COLORS [GBE5.5CC]	
-------------	--	---------------------------	--	-------------	--	---------------------------	--

WELLS



\* CUSTOM COLOR SHOWN AND MANY OTHER COLORS AVAILABLE



[GPAxis]  
**AXIS**  
GOAL PADS

*MAX REBOUND+*  
**L1TEXCORE**  
*QUICK MOTION*  
**SPEEDSKIN**

**SIZES** SR 33+1, 34+1, 34+2, 35+2, CUST. \$  
INT CUST. ONLY \$



[GPA1.9]  
**AXIS A1.9**  
GOAL PADS

*L1TEXCORE*  
*QUICK MOTION*  
**SPEEDSKIN**

**SIZES** SR 33+1, 34+1, 34+2, 35+2 \$  
INT 30+1, 31+1, 32+1 \$



[GPA1.5]  
**AXIS A1.5**  
GOAL PADS

*L1TEXCORE*  
*QUICK MOTION*  
**SPEEDSKIN**

**SIZES** JR 26+1, 28+1, 30+1 \$

TECHNOLOGIES	MAX REBOUND+ TECHNOLOGY L1TEXCORE TECHNOLOGY QUICK MOTION STRAP SYSTEM SPEED SKIN	TECHNOLOGIES	L1TEXCORE TECHNOLOGY QUICK MOTION STRAP SYSTEM SPEED SKIN	TECHNOLOGIES	L1TEXCORE TECHNOLOGY QUICK MOTION STRAP SYSTEM SPEED SKIN
FLEX PROFILE	PRE-CURVED SINGLE INNER, NO BREAK OUTER Optimized stiffness, coverage and butterfly closure.	FLEX PROFILE	PRE-CURVED SINGLE INNER, NO BREAK OUTER Maximized stiffness, coverage and butterfly closure.	FLEX PROFILE	PRE-CURVED SINGLE INNER, NO BREAK OUTER Quick and easy pad rotation for easy butterfly movements.
BOOT	90 DEGREE WITH SHALLOW CHANNEL + BUNGEE TOE STRING SYSTEM Enhanced range of motion and flexibility for power pushes.	BOOT	90 DEGREE WITH SHALLOW CHANNEL + BUNGEE TOE STRING SYSTEM Enhanced range of motion and flexibility for power pushes.	BOOT	90 DEGREE WITH SHALLOW CHANNEL + BUNGEE TOE STRING SYSTEM Enhanced range of motion and flexibility for power pushes.
LEG CHANNEL/ STRAPPING	SHALLOW LOOSE FIT WITH QMSS Quick and easy pad rotation built to complement L1TEXCORE.	LEG CHANNEL/ STRAPPING	SHALLOW LOOSE FIT WITH QMSS Quick and easy pad rotation built to complement L1TEXCORE.	LEG CHANNEL/ STRAPPING	SHALLOW LOOSE FIT WITH QMSS Quick and easy pad rotation and recovery.
KNEE CRADLE	RECESSED FOAM WITH REMOVABLE KNEE CRADLE WRAP Deeper knee cradle helps close the 5-hole.	KNEE CRADLE	RECESSED FOAM WITH REMOVABLE KNEE CRADLE WRAP Deeper knee cradle helps close the 5-hole.	KNEE CRADLE	RECESSED FOAM WITH REMOVABLE KNEE CRADLE WRAP Deeper knee cradle helps close the 5-hole.
CORE CONSTRUCTION	L1TEXCORE TECHNOLOGY AND MAX REBOUND+ TECHNOLOGY Very lightweight injected-molded Pro core built for extremely powerful rebounds.	CORE CONSTRUCTION	L1TEXCORE TECHNOLOGY Very lightweight core built for powerful rebounds.	CORE CONSTRUCTION	L1TEXCORE TECHNOLOGY Lightweight core built for powerful rebounds.
STABILIZER	HD RAISED FLAT INSIDE EDGE DESIGN Maximized seal and stability for powerful cross-crease movements.	STABILIZER	HD RAISED FLAT INSIDE EDGE DESIGN Maximized seal and stability for powerful cross-crease movements.	STABILIZER	RAISED FLAT INSIDE EDGE DESIGN Seal and stability for easy cross-crease movements.
KNEE RAISER	3D GRIP / INJECTION-MOLDED EPP FOAM Excellent pad seal, stability and impact absorption.	KNEE RAISER	3D GRIP / PE FOAM Provides pad seal, stability and impact absorption.	KNEE RAISER	NYLON / PE FOAM Seals pad to the ice.
COLORS	WWWW (SR ONLY), CUSTOM	COLORS	WWWW	COLORS	WWWW

BOOKING  
COLORS

N/A

BOOKING  
COLORS

GPA1.9CC: WWBB, CHIC, BBBS

BOOKING  
COLORS

GPA1.5CC: WWBB, CHIC, BBBS

\*\*\*\*THESE ARE THE  
STOCK SPECS.  
SR PRO AND INT PRO CAN  
ALSO BE ORDERED WITH  
CUSTOM SPECIFICATIONS.



BOOKING COLORS  
[GPA1.9CC]



BOOKING COLORS  
[GPA1.5CC]





[GMAXIS]  
**AXIS**  
CATCH GLOVE



<b>SIZES</b>	SR	REGULAR, FULL RIGHT	\$
	INT	REGULAR, FULL RIGHT (CUST.)	\$

TECHNOLOGIES D3O®  
SPEED SKIN

CUFF / THUMB **ONE PIECE**  
Maximum coverage.

BREAK ANGLE **590**  
Closer to thumb break angle.

PALM STIFFNESS **GAME-READY FIT + D3O® PROTECTION**  
Easy break-in with upgraded protection.

WRIST STRAP **QUICK-RELEASE WEBBING STRAP**  
Easy and secure adjustment.

POCKET **DOUBLE STRAIGHT TEE**  
Better puck absorption and tracking.

BACKHAND GUARD **MOLDED HD FOAM FINGER PADDING**  
Enhanced flexibility and strong impact protection.

INNER PALM **LAYERED FELT / D3O®**  
Game-ready flex with excellent impact protection.

FINGER STALLS **NASH®**  
Comfort and easy release.

COLORS **WWWW, CUSTOM**

BOOKING COLORS **N / A**



[GMA1.9]  
**AXIS A1.9**  
CATCH GLOVE



<b>SIZES</b>	SR	REGULAR, FULL RIGHT	\$
	INT	REGULAR, FULL RIGHT	\$

TECHNOLOGIES **SPEED SKIN**

CUFF / THUMB **ONE PIECE**  
Maximum coverage.

BREAK ANGLE **590**  
Closer to thumb break angle.

PALM STIFFNESS **GAME-READY FIT + LAYERED CORE**  
Easy break-in + puck absorption.

WRIST STRAP **QUICK-RELEASE WEBBING STRAP**  
Easy and secure adjustment.

POCKET **DOUBLE STRAIGHT TEE**  
Better puck absorption and tracking.

BACKHAND GUARD **RAISED-FOAM FINGER PADDING**  
Great impact protection.

INNER PALM **LAYERED FELT / FOAM**  
Game-ready flex.

FINGER STALLS **NASH®**  
Comfort and easy release.

COLORS **WWWW**

BOOKING COLORS **GMA1.9CC: WWBB, CHIC, BBBS**



[GMA1.5]  
**AXIS A1.5**  
CATCH GLOVE



<b>SIZES</b>	JR	REGULAR, FULL RIGHT	\$
--------------	----	---------------------	----

TECHNOLOGIES **SPEED SKIN**

CUFF / THUMB **ONE PIECE**  
Maximum coverage.

BREAK ANGLE **590**  
Closer to thumb break angle.

PALM STIFFNESS **GAME-READY FIT**  
Easy break-in.

WRIST STRAP **QUICK-RELEASE WEBBING STRAP**  
Easy and secure adjustment.

POCKET **DOUBLE STRAIGHT TEE**  
Better puck absorption and tracking.

BACKHAND GUARD **LOW-DENSITY FINGER PADDING**  
Impact protection.

INNER PALM **FELT / FOAM**  
Game-ready flex.

FINGER STALLS **NASH®**  
Comfort and easy release.

COLORS **WWWW**

BOOKING COLORS **GMA1.5CC: WWBB, CHIC, BBBS**

\*\*\*\*THESE ARE THE STOCK SPECS.  
SR PRO AND INT PRO CAN ALSO BE ORDERED WITH CUSTOM SPECIFICATIONS.



BOOKING COLORS [GMA1.9CC]



WWBB CHIC BBBS



BOOKING COLORS [GMA1.5CC]



WWBB CHIC BBBS



[GBAXIS]  
**AXIS**  
BLOCKER



SIZES	SR	REGULAR, FULL RIGHT	\$
	INT	REGULAR, FULL RIGHT (CUST.)	\$

TECHNOLOGIES D30®  
SPEED SKIN

PALM POSITION CENTERED PALM POSITION  
Balanced feel.

PALM MULTI-LAYERED REINFORCED NASH®  
Optimized feel and durability.

SIDE WALL PROTECTION X-STIFF SIDEWALL WITH  
CURVED FINGER PROTECTION  
High-impact protection.

FINGER PROTECTORS HD FOAM WRAP + D30® PROTECTION  
Optimal impact protection.

BLOCKING BOARD HEAT-LAMINATED DUAL-DENSITY  
FOAM WITH PE  
Powerful rebounds and directional  
control off the blocker face.

CUFF ADJUSTABLE MOLDED THREE-PIECE CUFF  
Full range of motion with  
increased flexibility.

COLORS WWW, CUSTOM

BOOKING COLORS N / A



[GBA1.9]  
**AXIS A1.9**  
BLOCKER



SIZES	SR	REGULAR, FULL RIGHT	\$
	INT	REGULAR, FULL RIGHT	\$

TECHNOLOGIES SPEED SKIN

PALM POSITION CENTERED PALM POSITION  
Balanced feel.

PALM REINFORCED NASH®  
Feel and durability.

SIDE WALL PROTECTION STIFF SIDEWALL WITH  
CURVED FINGER PROTECTION  
Impact protection.

FINGER PROTECTORS HIGH-DENSITY FOAM WRAP  
Impact protection.

BLOCKING BOARD LAMINATED DUAL-DENSITY FOAM WITH PE  
Increased rebound direction and  
control off the blocker face.

CUFF ANATOMICAL & ADJUSTABLE  
THREE-PIECE CUFF  
Freedom of movement.

COLORS WWW

BOOKING COLORS GBA1.9CC: WWBB, CHIC, BBBS



[GBA1.5]  
**AXIS A1.5**  
BLOCKER



SIZES	JR	REGULAR, FULL RIGHT	\$
-------	----	---------------------	----

TECHNOLOGIES SPEED SKIN

PALM POSITION CENTERED PALM POSITION  
Balanced feel.

PALM REINFORCED NASH®  
Feel and durability.

SIDE WALL PROTECTION STIFF SIDEWALL WITH  
CURVED FINGER PROTECTION  
Impact protection.

FINGER PROTECTORS LOW-DENSITY FOAM WRAP  
Impact protection.

BLOCKING BOARD LAMINATED DUAL-DENSITY FOAM WITH PE  
Increased rebound direction and  
control off the blocker face.

CUFF ANATOMICAL & ADJUSTABLE  
THREE-PIECE CUFF  
Freedom of movement.

COLORS WWW

BOOKING COLORS GBA1.5CC: WWBB, CHIC, BBBS

\*\*\*\*THESE ARE THE STOCK SPECS.  
SR PRO AND INT PRO CAN ALSO BE ORDERED WITH CUSTOM SPECIFICATIONS.



BOOKING COLORS [GBA1.9CC]



BOOKING COLORS [GBA1.5CC]







[GPRFLX5SP] - CUSTOM ORDERS ONLY

# RETRO FLEX PADS

RETRO FLEX BRINGS THE NEWEST INNOVATION TO A CLASSIC LOOK WITH THE HELP OF EFLEX TECHNOLOGY AND A VINTAGE CUSTOM GRAPHIC.

SIZES SR, INT



### MINI KNEE ROLLS

FOR FEWER REBOUNDS AND INCREASED CONTROL



### RETRO FLEX LOGO





[GMRFLX5SP] - CUSTOM ORDERS ONLY

## RETRO FLEX GLOVE

THIS GLOVE IS READY FOR CLASSIC WINDMILL SAVES, NO MATTER WHICH GLOVE ANGLE YOU CHOOSE. THERE'S ALSO A ONE-PIECE THUMB AND CUFF DESIGN FOR ADDED PROTECTION AND AN INJECTION-MOLDED THUMB TO MAINTAIN THE GLOVE'S SHAPE ON REPEATED IMPACT.

SIZES SR, INT



[GBRFLX5SP] - CUSTOM ORDERS ONLY

## RETRO FLEX BLOCKER

MODERN TECHNOLOGY WITH A VINTAGE LOOK. THE ADJUSTABLE CUFF GIVES GOALIES INCREASED MOBILITY IN THE WRIST SO YOU CAN PLAY THE PUCK WITH EASE. D30® SMART MATERIAL IN THE INDEX FINGER COMBINED WITH YOUR CHOICE OF STRAIGHT OR CURVED FINGER PROTECTION, PROVIDES YOU WITH ADDED IMPACT PROTECTION WHERE YOU NEED IT THE MOST.

SIZES SR, INT





[GPYFX2]  
**YTFLEX 2**  
GOAL PADS

SIZES YT 20", 22", 24", 26"



[GMYFX2]  
**YTFLEX 2**  
CATCH GLOVE

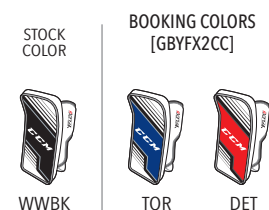

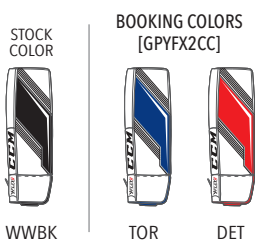
SIZES YT REGULAR, FULL RIGHT



[GBYFX2]  
**YTFLEX 2**  
BLOCKER

SIZES YT REGULAR, FULL RIGHT

OUTER FLEX	<b>SINGLE BREAK</b> Improved mobility for kids to move in and slide across the crease	CUFF / THUMB	<b>TWO PIECE</b> Great flexibility.	FRONT	<b>PRE-CURVED SHAPE</b> Makes rebound control look easy.
INNER FLEX	<b>PRE-CURVED DOUBLE BREAK CORE</b> Shuts down the 5-hole.	BREAK ANGLE	<b>590</b> Big glove saves.	PALM POSITION	<b>CENTERED PALM POSITION</b> Balanced feel.
BOOT CHANNEL	<b>SHALLOW SOFT</b> Great fit for easy movements.	PALM STIFFNESS	<b>GAME READY</b> Extremely easy to close.	PALM	<b>NASH®</b> Maximum comfort.
LEG CHANNEL/ CALF STRAP OPTION	<b>TIGHT-FIT VELCRO CALF STRAP</b> Comfortable and easy for parents to adjust.	WRIST STRAP	<b>WEBBING STRAP</b> Quick and easy adjustment.	PALM GUARD	<b>REINFORCED HAND</b> Added durability.
KNEE STRAP SYSTEM	<b>WEBBING SINGLE BELOW KNEE STRAP + SINGLE BOOTSTRAP</b> Simple and effective strap system	POCKET	<b>SINGLE STRAIGHT TEE</b> Big pocket to snag flying pucks.	PALM GUSSET	<b>3D MESH</b> Allows moisture and body heat to escape.
KNEE CRADLE	<b>ADJUSTABLE SOFT FOAM</b> Customized fit for enhanced comfort all game long.	FINGER GUARD	<b>LOW DENSITY FINGER PADDING</b> Make big saves and stay protected.	LOCK THUMB PROTECTOR	<b>MOLDED THUMB</b> Make big saves and stay protected.
CORE	<b>HIGH DENSITY / LOW DENSITY FOAM</b> Perfect combination of performance and feel.	CUFF/THUMB COMPOSITION	<b>INJECTION-MOLDED PE AND PE FOAM</b> Impact absorption where you need it.	FINGER PROTECTORS	<b>LOW DENSITY FOAM WRAP</b> Keep your fingers protected too.
KNEE RAISER	<b>PE FOAM</b> No pucks squeaking under the pads.	INNER PALM	<b>¼" POLYESTER FELT / FOAM</b> Game-ready flex.	BLOCKING BOARD	<b>SINGLE DENSITY FOAM / PLASTIC</b> Deflect rebounds out of harm's way.
COLORS	WWBK	COLORS	WWBK	COLORS	WWBK
BOOKING COLORS	DET, TOR	BOOKING COLORS	DET, TOR	BOOKING COLORS	DET, TOR





[ABYFX2]  
**YTFLEX 2**  
 CHEST PROTECTOR

SIZES YT S/M, L/XL



[HPGYF2]  
**YTFLEX 2**  
 GOALIE PANT

SIZES YT S/M, L/XL

STERNUM	<b>PE FOAM</b> Increases protection.	WAIST	<b>PROFILED WAIST</b> Comfort and great fit.
SHOULDER WINGS	<b>SEGMENTED MOLDED PE FOAM</b> Offers great protection and mobility.	LENGTH EXTENSION	N / A
CHEST	<b>PE FOAM BLOCKS</b> Great protection and fit.	THIGH PROTECTION	<b>2-PIECE MOLDED HD / PE FOAM</b> Increases coverage and protection.
BICEP / FOREARM	<b>PE FOAM</b> Protection and mobility.	HIP/GROIN PROTECTION	<b>MOLDED PE FOAM</b> Lightweight impact protection.
ELBOW	<b>INDEPENDENT ADJUSTABLE ELBOW PROTECTOR</b> Customized fit.	SPINE	<b>SEGMENTED FOAM</b> Increased comfort and fit.
SHOULDER CAP	<b>COMPRESSION-MOLDED PE FOAM</b> Optimized protection.	MATERIAL	<b>200D NYLON WITH STRETCH ZONES</b> Increases durability and mobility.
SIZING SPEC	<b>YT S/M:</b> CHEST: 9" ARM: 12"	BELT	N / A
	<b>YT L/XL:</b> CHEST: 11" ARM: 14"	SIZING SPEC	<b>YT S/M:</b> WAIST: 18"- 20"
			<b>YT L/XL:</b> WAIST: 20"- 22"

COLOR **BLACK**



[AP7000]  
**TOE BRIDGE HD / LACING**  
COLOR: WHITE  
PAIR



[AP7001]  
**TOE BRIDGE / LACING**  
COLOR: WHITE  
PAIR



[AP7013]  
**KNEE CRADLE  
WRAP EFLEX**  
COLOR: WHITE  
PAIR



[AP7006]  
**SHIN STRAP**  
COLOR: WHITE  
PAIR



[AP7010]  
**LEATHER BOOT STRAP KIT**  
COLOR: WHITE  
PAIR



[AP7007]  
**ADJUSTABLE SINGLE  
BUCKLE TAB**  
COLOR: WHITE  
PAIR

[AP7011]  
**QK5 BOOT STRAP KIT**  
COLOR: WHITE  
PAIR



[AP7008]  
**KNEE CRADLE ELASTIC /  
VELCRO**  
COLOR: WHITE  
PAIR



[AP7012]  
**TOE ELASTIC KIT**  
COLOR: WHITE  
PAIR



**NEW**  
[AP7015]  
**KNEE CRADLE  
WRAP AXIS**  
COLOR: WHITE  
PAIR



# SUPER TACKS

## AS3 PRO

### GOALIE

DEFEND YOUR NET LIKE NOTHING ELSE MATTERS. EQUIPPED WITH A NEW ADPT MEMORY FOAM TONGUE, THIS TOP OF THE LINE GOALIE SKATE WRAPS YOUR FOOT SO YOU CAN CROSS THE CREASE AGAIN AND AGAIN IN TOTAL COMFORT. WE'VE ALSO MADE THIS MUST-HAVE WITH A ONE-PIECE BOOT MONOFRAME, COMBINING FOOT COMFORT WITH SPEED AND UNMATCHED AGILITY.

TECH 001

#### ONE-PIECE BOOT

THE ONE-PIECE BOOT IS ALL ABOUT PURE PERFORMANCE. WITH THIS TECHNOLOGY, GOALIES GET MORE DIRECT ENERGY TRANSFER AND A CLOSER FIT FOR FASTER FEET TO MOVE INTO THE CREASE.

TECH 002

#### ADPT MEMORY FOAM TONGUE

OUR LATEST TONGUE INNOVATION MADE WITH MEMORY FOAM THAT MOLDS AND ADAPTS TO YOUR FOOT SHAPE WHILE PROVIDING EXCELLENT PROTECTION AND COMFORT.

TECH 003

#### ASYMMETRIC FLEX STANCE CONTOUR

A LOWER CUT BOOT COLLAR THAT'S PERFECTLY SHAPED AND MOLDED FOR A DEEP FLEX THAT ALLOWS FOR A FAST BUTTERFLY DROP, QUICK RECOVERY AND SPEED TO THE POWER-PUSH POSITION.







[SKAS3PG]

HEAT MOLDABLE

## SUPER TACKS AS3 PRO

GOALIE SKATES

SIZES	SR	7 - 11	D	FULL/HALF
		7 - 9.5	EE	FULL/HALF
	INT-JR	6 - 6.5	D	FULL/HALF

[SK9380G]

HEAT MOLDABLE

## SUPER TACKS 9380

GOALIE SKATES

SIZES	SR	7 - 11	D	FULL/HALF
		7 - 10	EE	FULL/HALF
	INT-JR	6 - 6.5	D	FULL/HALF



[SK9370G]

HEAT MOLDABLE

## SUPER TACKS 9370

GOALIE SKATES

SIZES	SR	7 - 12	D	FULL
	INT-JR	1 - 6	D	FULL

QUARTER PACKAGE	<b>ONE-PIECE BOOT</b> The one-piece boot is all about pure performance. With this technology, goalies get more direct energy transfer and a closer fit for faster feet.	QUARTER PACKAGE	<b>METAFRAME TECHNOLOGY</b> Ergonomic boot-shaping system provides a great fit for your foot.	QUARTER PACKAGE	<b>INJECTED TECHNOLOGY WITH SYNTHETIC COMPOSITE</b> Durable boot with structural stiffness.
MATERIAL	<b>RFM COMPOSITE</b> NHL-caliber lightweight composite material.	MATERIAL	<b>RFM COMPOSITE</b> NHL-caliber lightweight composite material.	STIFFNESS PERFORMANCE INDEX	<b>135</b> Solid core generates good skating performance.
STIFFNESS PERFORMANCE INDEX	<b>195</b> Super lightweight, stiff and thermo-formable core generates maximized goalie movements.	STIFFNESS PERFORMANCE INDEX	<b>170</b> Lightweight, stiff and thermo-formable core generates excellent goalie movement ability.	TONGUE	<b>FELT WITH EMBOSSED LACE-BITE PROTECTION</b> 7 mm felt with reinforcement layers for increased comfort and protection.
BOOT COLLAR	<b>ASYMMETRIC FLEX STANCE</b> Flex deeper into your stance and recover with lightning speed.	BOOT COLLAR	<b>ASYMMETRIC FLEX STANCE</b> Flex deeper into your stance and recover with lightning speed.	LINER	<b>BRUSHED MICROFIBER</b> Comfortable fit with high resistance to wear.
TONGUE	<b>ADPT MEMORY FOAM WITH MOLDED LACE-BITE PROTECTION</b> Make comfort a priority while maintaining protection.	TONGUE	<b>TRITECH FLEX WITH MOLDED LACE-BITE PROTECTION</b> The forward flex you need as a goalie, with added protection and comfort.	OUTSOLE	<b>CONCAVE REINFORCED INJECTION</b> Stiff design helps provide better energy transfer.
LINER	<b>TOTALDRI</b> High-performance moisture-wicking material keeps feet dry and skates light, with added protection against wear or rubbing.	LINER	<b>TOTALDRI</b> High-performance moisture-wicking material keeps feet dry and skates light, with added protection against wear or rubbing.	FOOTBED	<b>CCM ORTHOLITE® **</b> Lightweight comfort and support. 
MIDSOLE	<b>LIGHTWEIGHT MIDSOLE</b> For enhanced energy transfer from blade to boot.	OUTSOLE	<b>SR: DUAL INJECTED REINFORCED TPU WITH EXHAUST SYSTEM</b> <b>INT-JR: CONCAVE REINFORCED INJECTION WITH EXHAUST SYSTEM</b> Lightweight, stiff design provides better energy transfer while the exhaust system wicks moisture out of the boot.	HOLDER	<b>SPEEDBLADE XSG</b> CCM quick-release goalie holder with bladelock system.
FOOTBED	<b>MOLDED DUAL DENSITY CCM ORTHOLITE®</b> Lightweight insole that also helps improve energy transfer.	FOOTBED	<b>CCM ORTHOLITE® **</b> Lightweight comfort and support. 	RUNNER	<b>CCM XSG1</b> Stainless steel blade with 9% more height than our previous generation.
HOLDER	<b>SPEEDBLADE XSG</b> CCM quick-release goalie holder with bladelock system.	HOLDER	<b>SPEEDBLADE XSG</b> CCM quick-release goalie holder with bladelock system.		
RUNNER	<b>XSG1 BLACK (+2MM)</b> Oxide treatment for a longer edge life and greater resistance to corrosion with 9% more height than previous generation.	RUNNER	<b>SR: XSG1 (+2MM)</b> <b>INT-JR: CCM XSG1 (+2MM)</b> High-performance blade with excellent edge life and 9% more height than our previous generation.		

\*\* CCM Ortholite® insoles are a result of Ortholite's commitment to sustainable technologies that get it closer to the end goal of ZERO waste. The insoles are comprised of 98% re-purposed post-production foam waste material.

# STEP®

CREATED FOR / CONÇU POUR



## STEP BLADES

STEP BLADES ARE MADE WITH PREMIUM GRADE STEEL, HELPING GOALIES BENEFIT FROM A PHENOMENAL GLIDE AND AN OUTSTANDING EDGE QUALITY. STEP BLADES ARE THE MOST TRUSTED IN HOCKEY.

THE COMBINATION OF THE CCM ONE-PIECE BOOT, CCM XSG HOLDER AND STEP BLADES CREATE THE ULTIMATE CONNECTION BETWEEN YOU AND THE ICE.



**NEW**

3MM WIDTH [RSTEPBG3]

4MM WIDTH [RSTEPBG4]

### STEP STEEL XS HOLDER

CARBON POLISHED COATING FINISH

PAIR



**NEW**

3MM WIDTH [RSTEPG3]

### STEP STEEL XS HOLDER

PAIR

## BLADE LENGTH

XSG HOLDER	5	5.5	6	6.5	7	7.5	8	8.5	9	9.5	10	10.5	11	11.5	12	12.5
STEP BLACKSTEEL			250				266				282				298	
STEP STEEL			250				266				282				298	



[RXSG1B]

### SPEEDBLADE XSG1 BLACK

OXIDE

PAIR



[RXSG1P]

### SPEEDBLADE XSG1 STAINLESS

STAINLESS

PAIR



[HSBXSG]

### SPEEDBLADE XSG HOLDER

RIGHT / LEFT

## SIZE CHART

### SPEEDBLADE XSG HOLDER

BOOT	YOUTH
13	13.5
RUNNER SIZE	211

1	1.5	2	2.5	3	3.5	4	4.5	5	5.5	6	6.5	7	7.5	8	8.5	9	9.5	10	10.5	11	11.5	12
211			234			250			266			282			298							

### ATTACK PROFILE HOLDERS & PROLITE GS COWLINGS

TACKS BOOT	YOUTH
13	13.5
HOLDER	1

1	1.5	2	2.5	3	3.5	4	4.5	5	5.5	6	6.5	7	7.5	8	8.5	9	9.5	10	10.5	11	11.5	12
1		2		3		4		5		6		7		8		9		10		11		12



CM

AS3 PRO

CM

SUPER

# EFLEX5 PRO

THE NEW EFLEX5 PRO IS A TOTAL GAME CHANGER. FROM ITS NEW ASYMMETRICAL DESIGN TO ITS IMPROVED DAMPENING, LIGHTWEIGHT AND NEW FLEX PROFILE, YOU WON'T ONLY BE THERE FOR THE BIG SAVES, BUT ALSO FOR QUICK BREAKOUTS.

## TECH 001

### NEW ASYMMETRICAL DESIGN

THIS NEW COMBINATION OF SIGMATEX AND INNEGRA BRINGS PERFORMANCE TO THE NEXT LEVEL AND PROVIDES A UNIQUE LOOK AND LIGHTWEIGHT FEATURE.

## TECH 002

### ADJUSTED FLEX PROFILE

THE LOW FLEX PROFILE HAS BEEN IMPROVED TO MATCH THE NEEDS OF TODAY'S GAME. PLAYING THE PUCK WILL BE EASIER THAN EVER WITH AN IMPROVED AND BETTER BALANCED LOW KICK POINT PROFILE.

## TECH 003

### NEW VIBRATION DAMPENING CONSTRUCTION

VIBRATION DAMPENING AT ITS BEST. THIS NEW CONSTRUCTION COMBINED WITH THE ADDITION OF OUR NEW AEROGRADE FOAM MAKES FOR OUR BEST FEELING GOALIE STICK EVER

## TECH 004

### LIGHTWEIGHT

INCREASED SPEED. QUICKER MOVEMENTS. THAT'S WHAT A 40G WEIGHT REDUCTION DELIVERS.



[HSE5PP] [HSE5PC] **NEW**

## EFLEX5 PRO

STICK

SR | INT | JR

### OFFERING

HSE5P  
BOOKING ONLY

P1 - L  
SR: 27" / 26" / 25"  
INT: 24"

COLORS  
WHITE / RED

P1 - SR, INT, JR : STEEP

P4 - SR, INT : REGULAR

P4 - JR : STEEP

HSE5C

P4 - L/R  
SR: 27" / 26" / 25"  
INT: 24"  
JR: 23"

COLORS  
WHITE / BLACK

PADDLE  
TECHNOLOGY

NEW VIBRATION DAMPENING  
CONSTRUCTION WITH AEROGRADE FOAM

New construction that maximizes vibration dampening due to its internal design and addition of high performance aerograde dampening foam.

MATERIAL

INNEGRA FIBER AND SIGMATEX  
(ASYMMETRICAL DESIGN)

Combination of two strategically placed high performance fibers provides lightweight, strength, feel and a dynamic design.

FLEX PROFILE

NEW LOW FLEX WITH SOFTER SHAFT

This low flex profile has been improved to match the needs of today's game. Playing the puck will be easier than ever with an improved and better balanced kick point.

SHAFT  
TECHNOLOGY

ROUNDED SHAPE

The rounded shape delivers greater impact resistance and better comfort.

BLADE

PEEL-PLY TECHNOLOGY

Optimized texture reduces weight while increasing control of puck.



[HSE59P] [HSE59C] **NEW**

## EFLEX5.9

STICK

SR | INT | JR

### OFFERING

HSE59P  
BOOKING ONLY

P1 - L  
SR: 27" / 26" / 25"  
INT: 24"  
JR: 23" / 21"

COLORS  
WHITE / RED

HSE59C

P4 - L/R  
SR: 27" / 26" / 25"  
INT: 24"  
JR: 23" / 21"

COLORS  
WHITE / BLACK

PADDLE  
TECHNOLOGY

ZEROFLUX TECHNOLOGY

Lightweight structure built to dampened vibrations for great puck feel and rebound control.

MATERIAL

CARBON MATRIX TECHNOLOGY

A carbon fiber weave that provides overall stiffness and strength for better durability.

FLEX PROFILE

NEW LOW FLEX WITH SOFTER SHAFT

This low flex profile has been improved to match the needs of today's game. Playing the puck will be easier than ever with an improved and better balanced kick point.

SHAFT  
TECHNOLOGY

ROUNDED SHAPE

The rounded shape delivers greater impact resistance and better comfort.

BLADE

PEEL-PLY TECHNOLOGY

Optimized texture reduces weight while increasing control of puck.



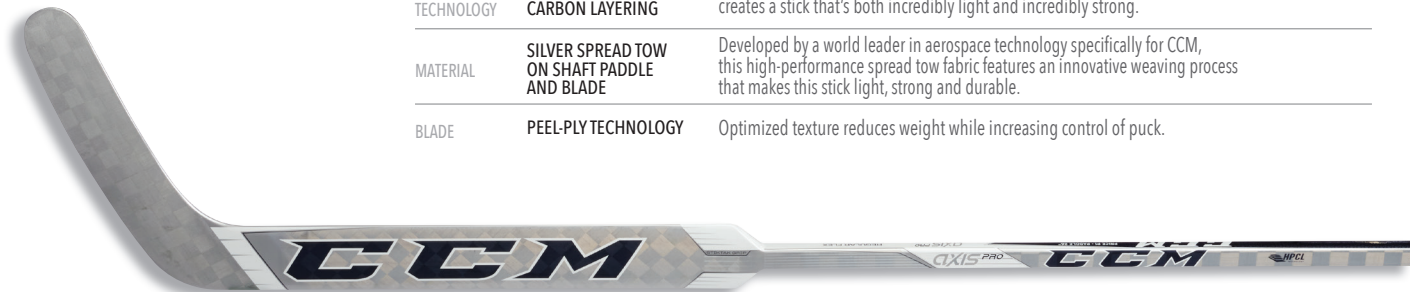
OFFERING

HSAXPC  
 P4 - L/R  
 SR: 27" / 26" / 25"  
 INT: 24"  
 JR: 23"  
 COLORS  
 WHITE / BLACK

[HSAXPC]  
**AXIS PRO**  
 STICK

SR | INT | JR

CONSTRUCTION	COMPOSITE STRUCTURE WITH ZEROFLUX TECHNOLOGY	Super lightweight structure built to dampen vibrations for uncompromised puck feel and rebound control.
SHAFT TECHNOLOGY	NEW NANOLITE CARBON LAYERING	Nanolite carbon layering technology combined with Sigmatex® Spread Tow creates a stick that's both incredibly light and incredibly strong.
MATERIAL	SILVER SPREAD TOW ON SHAFT PADDLE AND BLADE	Developed by a world leader in aerospace technology specifically for CCM, this high-performance spread tow fabric features an innovative weaving process that makes this stick light, strong and durable.
BLADE	PEEL-PLY TECHNOLOGY	Optimized texture reduces weight while increasing control of puck.




OFFERING

HSA19C  
 P4 - L/R  
 SR: 27" / 26" / 25"  
 INT: 24"  
 JR: 23"/21"  
 COLORS  
 WHITE / BLACK

[HSA19C] [HSA19P]  
**AXIS 1.9**  
 STICK

SR | INT | JR

CONSTRUCTION	COMPOSITE STRUCTURE WITH ZEROFLUX TECHNOLOGY	Lightweight structure built to dampen vibrations for uncompromised puck feel and rebound control.
SHAFT TECHNOLOGY	BETTER COMPACTION CONSISTENCY	Rounded shape and reinforced construction for greater corner strength and impact resistance.
MATERIAL	C6 TECHNOLOGY	A carbon fiber weave that provides remarkable overall stiffness and strength for added durability.
BLADE	PEEL-PLY TECHNOLOGY	Optimized texture reduces weight while increasing puck control.



OFFERING

HSA15C  
 P4 - L/R  
 SR: 27" / 26" / 25"  
 INT: 24"  
 JR: 23"/21"  
 COLORS  
 BLACK / WHITE

[HSA15C] [HSA15P]  
**AXIS 1.5**  
 STICK

SR | INT | JR



CONSTRUCTION	COMPOSITE STRUCTURE WITH ZEROFLUX TECHNOLOGY	Lightweight structure built to dull vibrations for uncompromised puck feel and rebound control.
SHAFT TECHNOLOGY	BETTER COMPACTION CONSISTENCY	Rounded shape and reinforced construction for greater corner strength and impact resistance.
BLADE	PEEL-PLY TECHNOLOGY	Optimized texture reduces weight while increasing puck control.



JR

SR

# GOALIE CURVE CHART



## P1 (142-3)

## P4 (182-2)

**POSITION** HEEL  
**SIZE** MEDIUM  
**OPENESS** VERY OPENED

**BENEFITS** FOR GOALIES WHO LIKE TO CLEAR THE ZONE IN THE AIR AND/OR OFF THE GLASS

**POSITION** HEEL  
**SIZE** BIG  
**OPENESS** SLIGHTLY OPENED

**BENEFITS** DEEP CURVE TO HELP MOVE THE PUCK UP QUICKLY

## CUSTOMIZER

PLEASE VISIT FOR MORE INFORMATION: [CCMHOCKEY.COM/EN/PRODUCT/GOALIE/CUSTOMIZER](http://CCMHOCKEY.COM/EN/PRODUCT/GOALIE/CUSTOMIZER)  
 PLEASE ASK YOUR REP TO BOOK CUSTOM STICKS (BOOKING CUSTOMIZER)

## COMPOSITE

NEW  
HSE5PSP

### EFLEX5



### AXIS

AXIS PRO: HSAXPSP



AXIS TEAM: HSAXSP

# EFLEX5 CHEST PROTECTOR

REACT, FLEX, SHIFT, SQUARE UP, MAKE THE SAVE. REPEAT. YOU NEED A CHEST PROTECTOR THAT MOVES AS FAST AS YOU DO. WITH A DESIGN CENTERED AROUND GIVING YOU THE BEST COMBINATION OF MOBILITY AND PROTECTION, THE NEW EFLEX5 CHEST PROTECTOR IS BUILT TO KEEP YOU FEARLESSLY MOVING TO MAKE EVERY SAVE.



## TECH 001

### VENTILATED DUAL-LAYER RIB PROTECTION

WHETHER YOU'RE MORE VH OR RVH, YOU'RE SPENDING A LOT OF TIME ALONG THE POST. NOT ONLY DOES THE EFLEX5 GIVE YOU EXTENDED RIB COVERAGE, IT'S ALSO DUAL-LAYERED FOR ADDED IMPACT PROTECTION. NOTHING IS GETTING PAST YOU.

## TECH 002

### MAX FLEX FIT

FROM THE SHOULDERS TO CHEST TO ELBOWS AND TO EVERYWHERE IN BETWEEN, THE EFLEX5 CHEST PROTECTOR IS BUILT WITH MAXIMUM MOBILITY IN MIND.

## TECH 003

### D30® SMART MATERIAL

FEATURED IN THE STERNUM, YOU CAN SQUARE UP TO EVERY SHOOTER WITH CONFIDENCE.

D30<sub>2</sub>





[ABEFX5] [ABEFX5CC] **NEW**  
**EFLEX5**  
 CHEST PROTECTOR

SIZES SR S, M, L, XL

[ABE5.9] **NEW**  
**EFLEX5 E5.9**  
 CHEST PROTECTOR

SIZES SR S, M, L, XL  
 INT S, M, L

[ABE5.5] **NEW**  
**EFLEX5 E5.5**  
 CHEST PROTECTOR

SIZES JR S/M, L/XL

FIT	MAX FLEX FIT Built for ultimate mobility.	FIT	MAX FLEX FIT Built for ultimate mobility.	FIT	MAX FLEX FIT Built for ultimate mobility.					
STERNUM	MOLDED D30 FOAM Maximized impact protection.	STERNUM	MOLDED HD FOAM Great impact protection.	STERNUM	PE FOAM Impact protection.					
SHOULDER WINGS	QUICK-RELEASE VELCRO ADJUSTMENT WITH FLEX MOTION DESIGN Easy customized fit that moves with you.	SHOULDER WINGS	QUICK-RELEASE VELCRO ADJUSTMENT WITH FLEX MOTION DESIGN Easy customized fit that moves with you.	SHOULDER WINGS	QUICK-RELEASE VELCRO ADJUSTMENT WITH FLEX MOTION DESIGN Easy customized fit that moves with you.					
ELBOW	INDEPENDENTLY ADJUSTABLE ELBOW WITH COMFORT FIT CAP Improved fit and mobility.	ELBOW	INDEPENDENTLY ADJUSTABLE ELBOW PROTECTOR WITH COMFORT FIT CAP Improved fit and mobility.	ELBOW	INDEPENDENTLY ADJUSTABLE ELBOW PROTECTOR WITH COMFORT FIT CAP Improved fit and mobility.					
RIBS	DUAL-LAYER VENTILATED RIB PROTECTION Extended coverage with breathable removable inner layer.	RIBS	DUAL-LAYER RIB PROTECTION Extended coverage with removable inner layer.	RIBS	EXTENDED RIB PROTECTION Added coverage.					
CHEST	MULTI-SEGMENTED HD/LD FOAM Optimized protection that you can move around in.	CHEST	MULTI-SEGMENTED HD/LD FOAM Optimized protection you can move around in.	CHEST	MULTI-SEGMENTED PE FOAM Protection that you can move around in.					
BICEP/FOREARM	COMPRESSION-MOLDED HD ZOTE FOAM Superior protection and mobility.	BICEP/FOREARM	COMPRESSION- MOLDED HD FOAM Superior protection and mobility.	BICEP/FOREARM	PE FOAM Protection and mobility.					
SHOULDER CAP	COMPRESSION-MOLDED HD FOAM Optimized protection.	SHOULDER CAP	COMPRESSION-MOLDED HD FOAM Optimized protection.	SHOULDER CAP	COMPRESSION-MOLDED PE FOAM Optimized protection.					
BACK/SPINE	VENTILATED AND SEGMENTED COVERAGE Breathable and mobile.	BACK/SPINE	SEGMENTED COVERAGE Mobile design.	BACK/SPINE	SEGMENTED COVERAGE Mobile design.					
SIZING SPEC	SMALL: CHEST: 18" ARM: 18"	MEDIUM: CHEST 19" ARM: 19"	SIZING SPEC	SR	SMALL: CHEST: 18" ARM: 18"	MEDIUM: CHEST 19" ARM: 19"	SIZING SPEC	JR	S/M: CHEST: 15" ARM: 15"	L/XL: CHEST 16" ARM: 16"
	LARGE: CHEST 20" ARM: 20"	XLARGE: CHEST 21" ARM: 21"		LARGE: CHEST 20" ARM: 20"	XLARGE: CHEST 21" ARM: 21"	YT		OSFA: CHEST: 14" ARM: 14"		
			INT	SMALL: CHEST: 16" ARM: 17"	MEDIUM: CHEST 17" ARM: 17"					
				LARGE: CHEST 18" ARM: 18"						



[ABAXIS]  
**AXIS**  
CHEST PROTECTOR

SIZES SR S, M, L, XL

[ABA1.9] BOOKING ONLY  
**AXIS A1.9**  
CHEST PROTECTOR

SIZES SR S, M, L, XL  
INT S, M, L

[ABA1.5] BOOKING ONLY  
**AXIS A1.5**  
CHEST PROTECTOR

SIZES JR S/M, L/XL

STERNUM	MOLDED D30 FOAM Maximized impact protection.	STERNUM	MOLDED HD FOAM Impact protection.	STERNUM	HD FOAM Impact protection.				
SHOULDER WINGS	FULLY SEGMENTED SQUARE CONTOUR WITH VELCRO ADJUSTMENT Customized fit.	SHOULDER WINGS	FULLY SEGMENTED SQUARE CONTOUR WITH VELCRO ADJUSTMENT Customized fit.	SHOULDER WINGS	FULLY SEGMENTED SQUARE CONTOUR WITH VELCRO ADJUSTMENT Customized fit.				
CHEST	MULTI-SEGMENTED HD/LD FOAMS Optimized mobile protection.	CHEST	MULTI-SEGMENTED PE FOAM Flexible protection.	CHEST	MULTI-SEGMENTED PE FOAM Flexible protection.				
RIBS	MULTI-SEGMENTED MOLDED RIB PROTECTION WITH D30® FOAM Upgraded protection and mobility.	RIBS	MULTI-SEGMENTED RIB PROTECTION WITH HD FOAM Protection and mobility.	RIBS	MULTI-SEGMENTED RIB PROTECTION WITH HD FOAM Protection and mobility.				
BICEP / FOREARM	SQUARE DESIGN WITH MOLDED HD FOAM Maximized coverage with superior protection.	BICEP / FOREARM	SQUARE DESIGN WITH MOLDED HD FOAM Maximized coverage with superior protection.	BICEP / FOREARM	SQUARE DESIGN WITH MOLDED FOAM Great coverage and protection.				
ELBOW	INDEPENDENT ADJUSTABLE ELBOW PROTECTOR Customized fit.	ELBOW	INDEPENDENT ADJUSTABLE ELBOW PROTECTOR Customized fit.	ELBOW	INDEPENDENT ADJUSTABLE ELBOW PROTECTOR Customized fit.				
SHOULDER CAP	MOLDED HD FOAM WITH SQUARE CONTOUR Optimized protection.	SHOULDER CAP	MOLDED HD FOAM WITH SQUARE CONTOUR Optimized protection.	SHOULDER CAP	MOLDED HD FOAM WITH SQUARE CONTOUR Optimized protection.				
SIZING SPEC	SMALL: CHEST: 18" ARM: 18"	MEDIUM: CHEST 19" ARM: 19"	SIZING SPEC	SR	SMALL: CHEST: 18" ARM: 18"	MEDIUM: CHEST 19" ARM: 19"	SIZING SPEC	S/M: CHEST: 15" ARM: 15"	L/XL: CHEST 16" ARM: 16"
	LARGE: CHEST 20" ARM: 20"	XLARGE: CHEST 21" ARM: 21"		LARGE: CHEST 20" ARM: 20"	XLARGE: CHEST 21" ARM: 21"				
			INT	SMALL: CHEST: 16" ARM: 17"	MEDIUM: CHEST 17" ARM: 17"				
				LARGE: CHEST 18" ARM: 18"					

CCM

D3O

# CCM PRO PANTS

WE TOOK THE FIT YOU LOVE AND MADE IT EVEN BETTER. THE CCM PRO PANT FEATURES THE BEST OF BOTH WORLDS - ADDED STRETCH ZONES TO ALLOW YOU TO MOVE FREELY ACROSS THE CREASE AND STRATEGIC PROTECTION FOR SHOTS FROM EVERY ANGLE.

## TECH 001

### MAX FLEX FIT

YOU'VE MASTERED YOUR FLEXIBILITY, SO HAVE WE. WITH MAX FLEX FIT AND INCREASED STRETCH PANELS, THE EFLEX5 GOAL PANT IS READY TO FLEX, STRETCH AND MOVE AS MUCH AS YOU WANT IT TO.

## TECH 002

### ***FIT+*** INNER BELT

YOU DIAL IN YOUR GAME; WE'LL DIAL IN YOUR FIT. WITH INCREASED PADDING AND AN ERGONOMIC DESIGN, THE FIT+ INNER BELT ADJUSTS TO SIT EXACTLY HOW YOU WANT IT.

## TECH 003

### **D30® SMART MATERIAL**

FEATURED IN THE UPPER THIGH AREAS, YOU'VE GOT OPTIMAL IMPACT PROTECTION SHOT AFTER SHOT.





[HPGPRO] **NEW**  
**CCM PRO**  
 GOALIE PANT

SIZES SR S, M, L, XL



[HPG1.9] **NEW**  
**CCM 1.9**  
 GOALIE PANT

SIZES SR S, M, L, XL  
 INT S, M, L



[HPG1.5] **NEW**  
**CCM 1.5**  
 GOALIE PANT

SIZES JR S/M, L/XL

FIT	<b>MAX FLEX FIT</b> Built for maximum mobility while maintaining coverage. Easy to tuck.		FIT	<b>MAX FLEX FIT</b> Built for maximum mobility while maintaining coverage. Easy to tuck.		FIT	<b>MAX FLEX FIT</b> Built for maximum mobility while maintaining coverage. Easy to tuck.		
LENGTH EXTENSION	HIDDEN ZIPPER WITH 1" LENGTH EXTENDER		LENGTH EXTENSION	SR: N/A INT: HIDDEN ZIPPER WITH 1" LENGTH EXTENDER		LENGTH EXTENSION	JR: HIDDEN ZIPPER WITH 1" LENGTH EXTENDER YT: N/A		
BELT	FIT+ INNER BELT SYSTEM		BELT	FIT+ INNER BELT SYSTEM		BELT	FIT+ INNER BELT SYSTEM		
HIP / GROIN PROTECTION	FLEXMOTION DESIGN WITH SEGMENTED D30® FOAM		HIP / GROIN PROTECTION	FLEXMOTION DESIGN WITH SEGMENTED PE FOAM		HIP / GROIN PROTECTION	FLEXMOTION DESIGN WITH SEGMENTED PE FOAM		
WAIST	CONTOURED FIT WITH MOLDED HD/LD FOAM		WAIST	CONTOURED FIT WITH MOLDED PE FOAM		WAIST	CONTOURED FIT WITH MOLDED PE FOAM		
THIGH PROTECTION	MOLDED HD FOAM WITH LIGHTWEIGHT EPE FOAM		THIGH PROTECTION	MOLDED PLASTIC WITH PE FOAM		THIGH PROTECTION	MOLDED PLASTIC WITH PE FOAM		
SPINE	MOLDED EVA FOAM AND SEGMENTED CONSTRUCTION		SPINE	MOLDED EVA FOAM AND SEGMENTED CONSTRUCTION		SPINE	PE FOAM		
MATERIAL	420D HIGH-ABRASION NYLON WITH STRETCH ZONES		MATERIAL	400D NYLON WITH STRETCH ZONES		MATERIAL	400D NYLON WITH STRETCH ZONES		
COLORS	BLACK, NAVY, RED		COLORS	BLACK, NAVY		COLORS	BLACK, NAVY (JR ONLY)		
SIZING SPEC	SMALL: WAIST: 28" - 32"	MEDIUM: WAIST: 32" - 36"	SIZING SPEC	SR	SMALL: WAIST: 28" - 32"	MEDIUM: WAIST: 32" - 36"	SIZING SPEC	SMALL: WAIST: 22" - 24"	MEDIUM: WAIST: 23" - 25"
	LARGE: WAIST: 34" - 38"	XLARGE: WAIST: 38" - 42"		LARGE: WAIST: 34" - 38"	XLARGE: WAIST: 38" - 42"	LARGE: WAIST: 24" - 27"			
			INT	SMALL: WAIST: 27" - 29"	MEDIUM: WAIST: 28" - 30"	LARGE: WAIST: 29" - 31"			

# AXIS GOALIE MASK

FACE EVERY PLAYER HEAD-ON WITH A MASK THAT IS AS READY AS YOU ARE. BUILT TO HELP ABSORB MULTIPLE TYPES OF IMPACT, THE COMPLETELY REDESIGNED AXIS GOALIE MASK DELIVERS PREMIUM COMFORT AND FIT. PRO-INSPIRED, AXIS IS BUILT TO PROTECT.



TECH 001

## FLUID INSIDE™

HELPS MANAGE ALL TYPES OF IMPACTS.



TECH 002

## SIGMATEX® SHELL

LIGHTWEIGHT STRENGTH AND RESISTANCE.



TECH 003

## D3O® SMART MATERIAL

SMART MATERIAL THAT DISSIPATES IMPACT ENERGY IN KEY AREAS.





WHITE  
Non-certified  
Cat-Eye\*



BLACK  
BOOKING ONLY  
Non-certified Cat-Eye\*



Certified Cat-Eye\*



[GFAxis]  
**AXIS**  
GOALIE MASK

**SIZING SPECS**

<b>SMALL:</b>	20 7/8 - 22 1/2 / 53 - 57 CM
<b>MEDIUM:</b>	21 5/8 - 23 1/4 / 55 - 59 CM
<b>LARGE:</b>	22 1/2 - 24 / 57 - 61 CM
<b>X-LARGE:</b>	23 1/4 - 24 3/4 / 59 - 63 CM

**HAT SIZE**

<b>SMALL:</b>	6 5/8 - 7 1/8
<b>MEDIUM:</b>	6 7/8 - 7 3/8
<b>LARGE:</b>	7 1/8 - 7 5/8
<b>X-LARGE:</b>	7 3/8 - 7 7/8

TECHNOLOGIES SIGMATEX® / D30® / FLUID INSIDE / I.Q.SHION GEL

SHELL	PRO CARBON FIBER WITH SIGMATEX®	Built for lightweight strength and resilience in all impact areas.
LINER	FLUID INSIDE POD MATRIX	Designed for an elite level of protection to help distribute impact energy from all types of impacts
	D30® SMART MATERIAL	Rate Sensitive Smart Material that helps distribute impact energy in key areas.
CAGE COMPOSITION	I.Q.SHION GEL	A memory gel-like comfort fit, while not sticking to hair and skin for an optimal feel.
	STAINLESS STEEL WITH BUMPER PAINT PROTECTION	High impact protection with a rubber bumper to limit contact with paint upon impact.
CAGE	**STRAIGHT FLAT BAR	Provides maximum visibility. Also available in Non-Certified Cat-Eye* Replacement Cage: Certified Cat-Eye
CHIN CUP	TRIPLE DENSITY FOAM WITH D30®	Impact absorption and comfort.
SWEATBAND	MESH CONSTRUCTION	With additional Terry Cloth Fabric option included.
CERTIFICATIONS	CSA, HECC, CE	
COLORS	WHITE BLACK *BOOKING ONLY	



WHITE  
Non-certified  
Cat-Eye\*



BLACK  
BOOKING ONLY  
Non-certified Cat-Eye\*



Certified Cat-Eye\*



[GFA1.9]  
**AXIS A1.9**  
GOALIE MASK

**SIZING SPECS**

<b>X-SMALL:</b>	20 - 21 5/8 / 51 - 55 CM
<b>SMALL:</b>	20 7/8 - 22 1/2 / 53 - 58 CM
<b>MEDIUM:</b>	21 5/8 - 23 1/4 / 55 - 59 CM
<b>LARGE:</b>	22 1/2 - 24 / 57 - 61 CM

**HAT SIZE**

<b>X-SMALL:</b>	6 3/8 - 6 7/8
<b>SMALL:</b>	6 5/8 - 7 1/4
<b>MEDIUM:</b>	6 7/8 - 7 3/8
<b>LARGE:</b>	7 1/8 - 7 5/8

TECHNOLOGIES D30® / I.Q.SHION

SHELL	FIBERGLASS WITH CARBON FIBER REINFORCEMENTS	Added impact protection in the chin and forehead for additional strength.
LINER	D30® SMART MATERIAL	Rate Sensitive Smart Material that helps distribute impact energy in key areas.
	I.Q.SHION GEL	Memory foam comfort liner with smooth contour edge.
CAGE COMPOSITION	STAINLESS STEEL	High impact protection.
CAGE	**STRAIGHT FLAT BAR	Provides maximum visibility. Also available in Non-Certified Cat-Eye* Replacement Cage: Certified Cat-Eye
CHIN CUP	TRIPLE DENSITY FOAM WITH D30®	Impact absorption and comfort.
SWEATBAND	MESH CONSTRUCTION	
CERTIFICATIONS	CSA, HECC, CE	
COLORS	WHITE BLACK *BOOKING ONLY	

\*\* Products carrying a Non-Certified designation do not meet the certification requirements of CSA and HECC. Not for sale in Canada.



WHITE



BLACK - BOOKING ONLY

[GFA1.5]  
**AXIS A1.5**  
GOALIE MASK

**SIZING SPECS**

YT:	19 1/4 - 22 7/8 / 49 - 54 CM
JR:	20 7/8 - 22 7/8 / 53 - 58 CM
SR:	22 - 23 5/8 / 56 - 60 CM

**HAT SIZE**

YT:	6 1/8 - 6 3/4
JR:	6 5/8 - 7 1/4
SR:	7 - 7 1/2

SHELL	POLYCARBONATE	Shaped for puck deflection in key impact zones.
LINER	MULTI-LAYERED VN FOAM	Built for protection and comfort.
CAGE COMPOSITION	CARBON STEEL	Impact protection.
CAGE	**STRAIGHT ROUND BAR	Provides maximum visibility. <small>Replacement Cage: SR &amp; JR only - Certified Cat-Eye</small>
CHIN CUP	ADJUSTABLE FOAM CHIN CUP	Designed for comfort.
SWEATBAND	TERRY CLOTH FABRIC	
CERTIFICATIONS	CSA, HECC, CE	
COLORS	WHITE, BLACK	
GRAPHIC	BOOKING ONLY [GFA1.5DEC] WHITE / BLACK, WHITE / ROYAL, WHITE / RED	



**NON-CERTIFIED**  
[GFMSTLNCCE]  
**PRO CAT-EYE**  
GOALIE CAGE

SIZES	SR	S, M/L, XL
<b>SMALL</b>	<b>M/L</b>	<b>XL</b>
GFAXIS S	GFAXIS M AND L	GFAXIS XL
GFAXIS XS AND S	GFAXIS M AND L	
GFA1.5 JR	GFA1.5 SR	


CONSTRUCTION	STAINLESS STEEL WITH BUMPER PAINT PROTECTION
CAGE	*NON-CERTIFIED CAT-EYE
COLORS	WHITE, CHROME



**CERTIFIED**  
[GFMSTLCCE]  
**PRO CAT-EYE**  
GOALIE CAGE

SIZES	SR	S, M/L, XL
<b>SMALL</b>	<b>M/L</b>	<b>XL</b>
GFAXIS SMALL	GFAXIS M AND L	GFAXIS XL
GFAXIS SMALL	GFAXIS M AND L	
GFA1.5 JR	GFA1.5 SR	

CONSTRUCTION	STAINLESS STEEL WITH BUMPER PAINT PROTECTION
CAGE	CERTIFIED CAT-EYE
COLORS	WHITE, CHROME




[GFMCARSTR]  
**YOUTH STRAIGHT**  
GOALIE CAGE

SIZES	SR	OSFA
<b>YOUTH</b>		
GFA1.5 YT		

CONSTRUCTION	CARBON STEEL
CAGE	STRAIGHT BAR
COLORS	CHROME

\* PRODUCTS CARRYING A NON-CERTIFIED DESIGNATION DO NOT MEET THE CERTIFICATION REQUIREMENTS OF CSA AND HECC. NOT FOR SALE IN CANADA.






**STRAPS**  
ADJUSTABLE GOALIE MASK STRAP FOR ALL CCM GOALIE MASK MODELS.

**SNAP & ELASTIC BAND**  
ADJUSTABLE GOALIE MASK SNAP WITH ELASTIC BAND FOR ALL CCM GOALIE MASK MODELS.

[ACMKIT] **ACCESSORY KIT** <sup>BEIGE</sup> [ACMKITBGE] <sup>BLACK</sup> [ACMKITBLK]  
INCLUDES STRAPS AND SNAPS FOR GOALIE MASK



[ACSWBAND] **GOALIE SWEATBAND**

**SIZES** THICK  
**PACKS** 2 UNITS/KIT

FAST-DRYING MESH CONSTRUCTION GOALIE MASK SWEATBANDS FOR ALL CCM GOALIE MASK MODELS.



[TGCCM] **GOALIE LEXAN THROAT GUARD**

**SIZES** SR OSFA

PRO DESIGN LEXAN THROAT GUARD IMPROVES FREEDOM OF MOVEMENT. CLEAR MATERIAL WITH ANTI-FOG ALLOWS GREATER VISIBILITY.



[ACCHINCUP] **CHIN CUP**

**SIZES** SR OSFA

ADJUSTABLE CHIN CUP FOR ALL CCM GOALIE MASK MODELS.



BLACK

[EBGPROWH]

**PRO WHEELED** GOALIE BAG

**SIZES** 44" L X 24" H X 24" W  
(VOLUME: 25,344 INCH<sup>3</sup>)  
40" L X 20" H X 20" W  
(VOLUME: 16,800 INCH<sup>3</sup>)

MATERIALS	1680D polyester with heavy-duty tarpaulin.
WHEELS	3 all-terrain wheels.
COMPARTMENTS	U-shape opening.
HANDLES	Multiple reinforced grab handles.
ACCESSORIES	Small side pocket inside / Player ID pocket.
COLORS	Black



RED



NAVY



BLACK

[EBGPROCORE]

**PRO CORE** GOALIE BAG

**SIZES** 42" L X 20" H X 20" W  
(VOLUME: 16,800 INCH<sup>3</sup>)

MATERIALS	Pro-quality 600D polyester construction.
COMPARTMENTS	2 large accessory pockets inside.
EXTERIOR	One removable side panel so you can proudly display your team logo.
HANDLES	Reinforced webbed carrying handles at each end.
ACCESSORIES	Player ID pocket.
COLORS	Black, Navy, Red



[GJPRO]

**GOALIE JOCK PRO**

**SIZES** SR 30" - 38"

FEATURES	Molded double cup protection Soft comfort padding Foam protection around the waist Adjustable waist
----------	--



[GJ1.9]

**GOALIE JOCK 1.9**

**SIZES** SR 30" - 38"  
INT 26" - 30"  
JR 22" - 26"

FEATURES	Molded single cup protection Soft comfort padding Foam protection around the waist Adjustable waist
----------	--



[GJILLPRO]

**GOALIE JILL PRO**

**SIZES** WOMEN 28" - 34"  
GIRLS 22" - 26"

FEATURES	Molded pelvic protection Soft comfort padding Foam protection around the waist Adjustable waist
----------	--



[TCGPRO]  
**BNQ SHIRT STYLE**  
 THROAT COLLAR

SIZES	SR	L/XL - 34CM - 43CM
	JR	S/M - 26CM - 35CM

FEATURES  
 Mesh shirt made with ballistic nylon for maximum durability and abrasion resistance.  
 Soft, comfortable neck coverage  
 Maximum sternum and clavicle protection  
 CE and BNQ certified



[TCG900]  
**BNQ**  
 THROAT COLLAR

SIZES	SR	M/L/XL - 30CM - 43CM
	JR	S/M - 26CM - 35CM

FEATURES  
 SEGMENTED protection  
 Soft, comfortable neck coverage  
 CE and BNQ certified



[KPPROII]  
**PRO GOALIE**  
 KNEE PROTECTOR

SIZES	SR
-------	----

FEATURES  
 Injection molded knee protection  
 Articulating hinge thigh and knee design  
 Elastic grip prevents slipping  
 Fits with KPBELT



[KP1.9]  
**KP1.9**  
 KNEE PROTECTOR

SIZES	SR	INT
-------	----	-----

FEATURES  
 Round PE molded knee protection  
 Deep knee support  
 Elastic grip to prevent slipping  
 Fits with KPBELT



[KP1.5]  
**KP1.5**  
 KNEE PROTECTOR

SIZES	SR	INT	YT
-------	----	-----	----

FEATURES  
 Square foam knee protection  
 Deep knee support  
 Elastic grip to prevent slipping  
 Fits with KPBELT



[KPBELT]  
**GOALIE KNEE**  
**PROTECTOR**  
**WAISTBAND**

SIZES	SR	WAIST: 32" - 42"
	INT	WAIST: 28" - 32"
	JR	WAIST: 22" - 28"

FEATURES  
 2.5 heavy-duty stretch with adjustable Velcro waistband  
 Extra durable 1.25" thigh straps with adjustable buckles



[GPEFX5]  
**EFLEX5**  
GOAL PADS



[GPE5.9]  
**EFLEX E5.9**  
GOAL PADS



[GPE5.5]  
**EFLEX E5.5**  
GOAL PADS



[GPYFX2]  
**YTFLEX 2**  
GOAL PADS

KEY FEATURES	<b>DUAL1TECORE TECHNOLOGY</b> Flexible feel with improved butterfly seal.	<b>DUAL1TECORE TECHNOLOGY</b> Flexible feel with improved butterfly seal.	<b>QUICK MOTION STRAPPING SYSTEM</b> Flexible feel with improved butterfly seal.	<b>FLEXIBLE CONSTRUCTION</b> Easy to move around in and drop into the butterfly.
	<b>CONTROL REBOUND TECHNOLOGY</b> Keep pucks in tight with more predicatable rebounds.	<b>CONTROL KNEE ROLLS</b> Greater rebound predictability and control.	<b>CONTROL KNEE ROLLS</b> Greater rebound predictability and control.	<b>VELCRO STRAPPING</b> Quick and easy fit adjustment.
	<b>MOLDED PRO CORE</b> Lightweight core with optimal structural stability.	<b>SPEEDSKIN + HD INNER EDGE</b> Built for quick cross-crease movements.	<b>SPEEDSKIN</b> Lightweight and improves slidability.	<b>PARENT-FRIENDLY DESIGN</b> Indicators on the pads to assist with proper fit.
	 [GPAXIS] <b>AXIS</b> GOAL PADS	 [GPA1.9] <b>AXIS A1.9</b> GOAL PADS	 [GPA1.5] <b>AXIS A1.5</b> GOAL PADS	

KEY FEATURES	<b>L1TECORE TECHNOLOGY</b> Extremely lightweight with a stiff feel throughout.	<b>L1TECORE TECHNOLOGY</b> Extremely lightweight with a stiff feel throughout.	<b>L1TECORE TECHNOLOGY</b> Lightweight with a stiffer face.	
	<b>MAX REBOUND + TECHNOLOGY</b> Extremely powerful rebounds.	<b>HD FLAT-FACED DESIGN</b> Provides stability and more powerful rebounds.	<b>QUICK MOTION STRAPPING SYSTEM</b> Flexible feel with improved butterfly seal.	
	<b>MOLDED PRO CORE</b> Lightweight core with optimal structural stability.	<b>SPEEDSKIN + HD INNER EDGE</b> Built for quick cross-crease movements.	<b>SPEEDSKIN</b> Lightweight and improves slidability.	



[GMEFX5]  
**EFLEX5**  
CATCHER






[GME5.9]  
**EFLEX E5.9**  
CATCHER



[GME5.5]  
**EFLEX E5.5**  
CATCHER



[GPYFX2]  
**YTFLEX 2**  
CATCHER

KEY FEATURES	<b>FLEX MOTION DESIGN</b> Articulating cuff and segmented molded backhand for maximum flexibility.	<b>FLEX MOTION DESIGN</b> Articulating cuff and segmented HD backhand for added flexibility.	<b>FLEX MOTION DESIGN</b> Flexible protection and easy to close.	<b>GAME-READY FEEL</b> Easy to close.
	<b>600 BREAK ANGLE</b> Middle of hand closure.	<b>600 BREAK ANGLE</b> Middle of hand closure.	<b>600 BREAK ANGLE</b> Middle of hand closure.	<b>TWO-PIECE CUFF</b> Greater flexibility.
	<b>D30 PALM</b> Maximum impact protection.	<b>LAYERED PALM</b> Palm protection on harder shots.	<b>QUICK RELEASE STRAP</b> Easy fit adjustment.	<b>QUICK RELEASE STRAP</b> Easy fit adjustment.
	 [GMAXIS] <b>AXIS</b> CATCHER	 [GMA1.9] <b>AXIS A1.9</b> CATCHER	 [GMA1.5] <b>AXIS A1.5</b> CATCHER	

KEY FEATURES	<b>MOLDED HD BACKHAND</b> Enhanced impact protection and segmented for mobility.	<b>HD BACKHAND</b> Impact protection with flexibility.	<b>RAISED BACKHAND</b> Impact protection.	
	<b>590 BREAK ANGLE</b> Fingers to thumb closure.	<b>590 BREAK ANGLE</b> Fingers to thumb closure.	<b>590 BREAK ANGLE</b> Fingers to thumb closure.	
	<b>D30 PALM</b> Maximum impact protection.	<b>LAYERED PALM</b> Palm protection on harder shots.	<b>QUICK RELEASE STRAP</b> Easy fit adjustment.	



[GBEFX5]  
**EFLEX5**  
BLOCKER



[GBE5.9]  
**EFLEX E5.9**  
BLOCKER



[GBE5.5]  
**EFLEX E5.5**  
BLOCKER



[GBYFX2]  
**YTFLEX 2**  
BLOCKER

KEY FEATURES	<b>FLEX MOTION CUFF</b> Adjustable cuff with maximum range of motion.	<b>FLEX MOTION CUFF</b> Adjustable cuff with maximum range of motion.	<b>FLEX MOTION CUFF</b> Adjustable cuff with maximum range of motion.	<b>MOBILE FINGER PROTECTION</b> Easier to hold onto a goalie stick.
	<b>X-STIFF STRAIGHT SIDEWALL</b> Great feel and mobility when holding the stick with maximum impact protection.	<b>STIFF STRAIGHT SIDEWALL</b> Great feel and mobility when holding the stick with added impact protection.	<b>STRAIGHT SIDEWALL</b> Great feel and mobility when holding the stick.	<b>PRE-CURVED DESIGN</b> Greater rebound control.
	<b>D30 FINGER PROTECTION</b> Optimal impact protection.	<b>REINFORCED PALM</b> Increased durability.	<b>QUICK RELEASE STRAP</b> Easy to fine-tune and adjust the fit.	<b>MOLDED THUMB</b> Added impact protection.
	 [GBAXIS] <b>AXIS</b> BLOCKER	 [GBA1.9] <b>AXIS A1.9</b> BLOCKER	 [GBA1.5] <b>AXIS A1.5</b> BLOCKER	

KEY FEATURES	<b>MOLDED THREE-PIECE CUFF</b> Added protection with flexible range of motion.	<b>THREE-PIECE CUFF</b> Full range of motion with added flexibility.	<b>THREE-PIECE CUFF</b> Full range of motion with added flexibility.	
	<b>X-STIFF CURVED SIDEWALL</b> Wraps closely around the stick for maximum impact protection.	<b>STIFF CURVED SIDEWALL</b> Wraps closely around the stick for optimal impact protection.	<b>CURVED SIDEWALL</b> Wraps closely around the stick.	
	<b>D30 FINGER PROTECTION</b> Optimal impact protection.	<b>REINFORCED PALM</b> Increased durability.	<b>QUICK RELEASE STRAP</b> Easy to fine-tune and adjust the fit.	



[ABEF5]  
**EFLEX5**  
ARM & BODY

**KEY FEATURES**

- MAX FLEX FIT**  
Added mobility throughout.
- VENTILATED PROTECTION**  
Increased breathability throughout the back and dual-layer rib protection.
- MOLDED D30 STERNUM**  
Maximum protection.



[ABE5.9]  
**EFLEX E5.9**  
ARM & BODY

**KEY FEATURES**

- MAX FLEX FIT**  
Added mobility throughout.
- DUAL-LAYER RIB PROTECTION**  
Added protection with adjustable coverage.
- ADJUSTABLE ERGONOMIC ELBOW**  
More secure fit and with added flexibility.



[ABE5.5]  
**EFLEX E5.5**  
ARM & BODY

**KEY FEATURES**

- MAX FLEX FIT**  
Added mobility throughout.
- EXTENDED RIB PROTECTION**  
Added coverage along the side of the body.
- ADJUSTABLE ERGONOMIC ELBOW**  
More secure fit with added flexibility.



[ABYFX2]  
**YTFLEX 2**  
ARM & BODY

**KEY FEATURES**

- SEGMENTED PROTECTION**  
Flexible and mobile feel.
- LIGHTWEIGHT DESIGN**  
Easy to move around in.
- EASY ADJUSTMENTS**  
Improved fit throughout.



[ABAXIS]  
**AXIS**  
ARM & BODY

**KEY FEATURES**

- MOBILE SQUARE DESIGN**  
Added coverage with mobility throughout.
- MOLDED D30 RIB PROTECTION**  
Maximum protection with added flexibility.
- MOLDED D30 STERNUM**  
Maximum protection.



[ABA1.9]  
**AXIS A1.9**  
ARM & BODY

**KEY FEATURES**

- MOBILE SQUARE DESIGN**  
Added coverage with mobility throughout.
- MOLDED HD FOAM**  
Added protection in key impact areas.
- INDEPENDENT ADJUSTABLE ELBOW**  
Improved fit and range of motion.



[ABA1.5]  
**AXIS A1.5**  
ARM & BODY

**KEY FEATURES**

- MOBILE SQUARE DESIGN**  
Added coverage with mobility throughout.
- LIGHTWEIGHT DESIGN**  
Easy to move around in.
- INDEPENDENT ADJUSTABLE ELBOW**  
Improved fit and range of motion.



[HPGPRO]  
**CCM PRO**  
PANTS

**KEY FEATURES**

- MAX FLEX FIT WITH MOLDED FOAM**  
Added mobility throughout with optimized protection.
- FIT+ INNER BELT**  
Ergonomic and adjustable fit.
- D30 THIGH & GROIN**  
Maximum protection.



[HPG1.9]  
**CCM 1.9**  
PANTS

**KEY FEATURES**

- MAX FLEX FIT**  
Added mobility throughout.
- FIT+ INNER BELT**  
Ergonomic and adjustable fit.
- MESH STRETCH PANELS**  
Increased range of motion.



[HPG1.5]  
**CCM 1.5**  
PANTS

**KEY FEATURES**

- MAX FLEX FIT**  
Added mobility throughout.
- FIT+ INNER BELT**  
Ergonomic and adjustable fit.
- 1" LENGTH EXTENDER**  
Personalized fit.



[HPGYF2]  
**YTFLEX 2**  
PANTS

**KEY FEATURES**

- SEGMENTED DESIGN**  
Added flexibility.
- PROFILED WAIST**  
Improved fit.
- STRETCH ZONES**  
Full range of motion.



[GFXIS]  
**AXIS**  
MASK

**KEY FEATURES**

- FLUID INSIDE**  
Helps manage all types of impacts.
- SIGMATEX SHELL**  
Lightweight strength and resistance.
- D30 SMART MATERIAL**  
Dissipates impact energy in key areas.



[GFA1.9]  
**AXIS A1.9**  
MASK

**KEY FEATURES**

- I.Q. SHION GEL**  
Memory foam comfort liner.
- FIBERGLASS SHELL WITH CARBON FIBER**  
Strong shell with added protection in the chin and forehead.
- D30 SMART MATERIAL**  
Dissipates impact energy in key areas.



[GFA1.5]  
**AXIS A1.5**  
MASK

**KEY FEATURES**

- MULTI-LAYER LINER**  
Comfort and protection.
- POLYCARBONATE SHELL**  
Lightweight and contoured for puck deflection.
- ADJUSTABLE CHIN CUP**  
Improved fit and comfort.

# 5000 PRACTICE SERIES

THE QUICKLITE 5000 PRACTICE SERIES IS THE PERFECT GO-TO JERSEY FOR PLAYERS OF ANY AGE. AVAILABLE IN MANY COLORS, THE SIMPLE DESIGN MAKES IT EASY TO EMBELLISH WITHOUT COMPROMISING COLORFASTNESS AND QUALITY.

- HIGH PERFORMANCE, BREATHABLE FABRIC
- OPTIMAL COLOR FASTNESS & SNAG RESISTANCE



## COLOR OPTIONS

[5000]  
**5000**  
PRACTICE JERSEY

<b>SIZES</b>	SR S, M, L, XL, SRG
<b>INT</b>	GOALIE
<b>JR</b>	S/M, L/XL, G

**FEATURES**  
 V-neck collar keeps its shape after wash and wear  
 Consistent fit through all styles  
 Woven neck tape & size label  
 Embroidered CCM

**FABRIC**  
 100% polyester, 135gsm  
 QLT knit



01 - WHITE



05 - RED



08 - ROYAL



12 - BLACK



78 - MYSTIC GREY  
\*GOALIE ONLY



13 - DARK GREEN



20 - SUNFLOWER

# 6000 PRACTICE SERIES

ENGINEERED WITH TACTICAL DRY TECHNOLOGY, THE QUICKLITE 6000 PRACTICE SERIES WILL KEEP YOU COOL AND DRY SO YOU CAN FOCUS ON THE GAME. EASY TO EMBELLISH AND COMES IN AN EXTENSIVE NUMBER OF COLORS.

- HIGH PERFORMANCE, BREATHABLE FABRIC
- MESH INSERTS FOR HIGHER VENTILATION
- ERGONOMIC ARM
- TACTICAL DRY MOISTURE WICKING
- OPTIMAL COLORFASTNESS & SNAG RESISTANCE



## [6000] 6000 PRACTICE JERSEY

**SIZES** SR S, M, XL, SRG  
JR S/M, L/XL, G

### FEATURES

Next generation stretch collar for added comfort  
Tactical Dry moisture wicking  
Consistent fit through all styles  
Woven neck tape & size label  
Embroidered CCM (front and back)

### FABRIC

100% polyester, 165gsm  
Mid-weight QLT knit

## COLOR OPTIONS



01.12 - WHITE / BLACK



05.01 - RED / WHITE



09.01 - NAVY / WHITE



12.01 - BLACK / WHITE



78.01 - MYSTIC GREY / WHITE  
\*GOALIE ONLY



13.01 - DARK GREEN / WHITE



20.01 - SUNFLOWER / WHITE



[SX8000]  
**SX8000 GAME SOCK**

SIZES SR 30" INT 27" JR 24" \*BOOKING ONLY



[GAITERPANT]  
**GAITERPANT**

SIZES INT 24" JR 20" YT 18" \*BLACK ONLY

FABRIC 100% Polyester, 200gsm  
QLT Knit

BODY Polyester knit pant with elastic band under foot

FEATURES Tactical Dry moisture wicking  
Two Velcro fasteners keep sock in place  
Interlock inserts for increased stretch, comfort and mobility  
Interlock ankle holds pads, enhances fit and maintains shape  
7 NHL team patterns available  
CCM embroidered logo

CONTENT 100% Polyester  
COLORS Royal (03), Red (13), Black (14), White (15)

**COLOR OPTIONS**

**BUFFALO**



**COLOMBUS**



**DETROIT**



**LOS ANGELES**



**NEW JERSEY**



**PITTSBURGH**



**TAMPA BAY**







[SX6000]  
**SX6000 PRACTICE SOCK**

SIZES SR 30" INT 27" JR 24"

FABRIC 100% Polyester, 200gsm  
High performance, breathable QLT Knit

FEATURES Tactical Dry moisture wicking.  
Two Velcro fasteners keep sock in place.  
Interlock inserts for increased stretch, comfort and mobility.  
Interlock ankle holds pads, enhances fit and maintains shape.  
CCM embroidered logo.

[S100P]  
**S100P KNIT SOCK**

SIZES SR 28" INT 24" JR 20"

FABRIC 100% Polyester, 620gsm

FEATURES Elasticized ankle holds pads, enhances fit.  
CCM woven sizing label.  
Made in Canada.

**COLOR OPTIONS**



01 - WHITE



05 - RED



08 - ROYAL



09 - NAVY



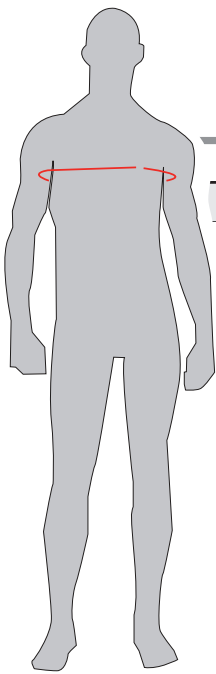
12 - BLACK



13 - DARK GREEN



20 - SUNFLOWER



**SR BODY MEASUREMENTS** (measurements shown are in inches)

ALPHA SIZE	2XS	XS	S	M	L	XL	2XL	3XL
CHEST CIRCUMFERENCE	31 1/2 - 34	34 - 36 1/4	36 1/4 - 39 3/8	39 3/8 - 42 1/2	42 1/2 - 46 1/2	46 1/2 - 51	51 - 56	56 - 60 5/8
PLAYER JERSEY SIZE	S	S	S	M	L	XL	2XL	2XL
GOALIE JERSEY SIZE	JR	JR	INT	INT	SR	SR	SR	SR



**JR BODY MEASUREMENTS** (measurements shown are in inches)

AGE GROUP / SIZE	3 - 5 / 2XS	5 - 7 / XS	7 - 9 / S	9 - 11 / M	11 - 13 / L	13 - 15 / XL
CHEST CIRCUMFERENCE	22 - 24	24 - 25 1/4	25 1/4 - 28	28 - 30 3/4	30 3/4 - 34	34 - 36
PLAYER JERSEY SIZE	XS	XS	S/M	S/M	L/XL	L/XL
GOALIE JERSEY SIZE	JR	JR	JR	JR	JR	JR

**CLASSIC GAMEWEAR SIZE CHART**

PRO JERSEYS									
SIZE	44	46	48	50	52 - 52G	54 - 54G	56 - 56G	58 - 58G	60 - 60G
CHEST	44"	46"	48"	50"	52"	54"	56"	58"	60"

SEMI-PRO JERSEYS									
SIZE	XS	S	M	L	XL	2XL	SRG	JR - S/M	JR - L/M
CHEST	40"	40"	46"	52"	56"	58"	58"	36"	40"





12  
BLACK



T9  
NAVY



05  
RED

[F4827]  
**LOCKER ROOM  
FULL ZIP HOOD**

SIZES SR XS - XXL  
JR S - XL



BODY Team DNA Cutline, curved hem in front and back. YKK zippers on side pockets and closure.

CONTENT 79% Polyester / 18% Rayon / 3% Spandex. Stretch fabric with Tactical dry wicks moisture away.

LOGO Strategically positioned CCM embroidery on shoulder for maximum embellishment zone.



12  
BLACK



T9  
NAVY



05  
RED

[F4828]  
**THE LOCKER  
SWEATER**

SIZES SR XS - XXL  
JR S - XL



BODY Team DNA Cutline, curved hem in front and back.

CONTENT 79% Polyester / 18% Rayon / 3% Spandex. Stretch fabric with Tactical dry wicks moisture away.

LOGO CCM screen print, strategically placed for embellishment zones



12  
BLACK



T9  
NAVY



05  
RED

[F4829]  
**THE LOCKER  
1/4 ZIP**

SIZES SR XS - XXL  
JR S - XL



BODY Team DNA Cutline, curved hem in front and back. YKK zipper for closure.

CONTENT 79% Polyester / 18% Rayon / 3% Spandex. Stretch fabric with Tactical dry wicks moisture away.

LOGO Strategically positioned CCM embroidery on shoulder for maximum embellishment zones.



12  
BLACK



T9  
NAVY

[PN4830]  
**THE LOCKER  
PANT**

SIZES SR XS - XXL  
JR S - XL



BODY Tapered for a closer and more athletic fit. Drawstring in the waist to adjust sizing. YKK Zippers on side pockets.

CONTENT 79% Polyester / 18% Rayon / 3% Spandex. Stretch fabric with Tactical dry wicks moisture away.

LOGO Strategically positioned CCM embroidery on side for maximum embellishment zones.



12  
BLACK



T9  
NAVY



05  
RED

[J7379]  
**ANORAK  
JACKET**

**SIZES** SR XS - XXL  
JR 120 - 160CL



**BODY/  
INSIDE** Light weight stretch woven fabric with printed film, ¼ zip center front and adjustable hood. Front kangaroo pocket with zippers with reflective tape, fleece inserts at underarm and back for added comfort and mobility. Laser cut holes at the underarm for better breathability, bungee adjustable body hem and elastic cuff at the sleeve openings. Jersey fabric on the inside collar.

**LOGO** Strategically positioned CCM embroideries. Provides full front and back embellishment zones.

**CONTENT** 100% polyester, 155 gsm  
Repels water and prevents static cling.



12  
BLACK



T9  
NAVY



05  
RED

[J3391]  
**SHELL  
JACKET**

**SIZES** SR XS - XXL  
JR 120 - 160CL



**BODY/  
INSIDE** Light weight stretch woven fabric with printed film, full zip center front with side pockets with zippers with reflective tape, fleece inserts at underarm and back for added comfort and mobility. Laser cut holes at the underarm for better breathability. Elastic cuff at the sleeve openings. Jersey fabric on the inside collar

**LOGO** Strategically positioned CCM embroideries. Provides full front and back embellishment zones.

**CONTENT** 100% polyester, 155gm. Repels water and prevents static cling.



12  
BLACK



T9  
NAVY

[PN7494]  
**SHELL  
PANT**

**SIZES** SR XS - XXL  
JR 120 - 160CL



**BODY/  
INSIDE** Light weight stretch woven fabric with printed film, full upper back with tech fleece for greater breathability and added comfort. Side zipper pockets, adjustable waistband with drawcords, reflective tape on the back knees, laser cut holes at knee for added breathability. Adjustable leg opening with bungee. Ref. to the sizing chart for inseam length. Exposed CCM jacquard elastic waistband.

**LOGO** Strategically positioned CCM embroidery.

**CONTENT** 100% polyester, 155 gsm.  
Repels water and prevents static cling.



12  
BLACK



01  
WHITE



T9  
NAVY



05  
RED

[P5597]  
**TEAM  
POLO**

**SIZES** SR XS - XXL



**BODY/  
INSIDE** Straight set in sleeves, Rib knit collar and cuff, Trim fit, 2 bottoms placket.

**LOGO** Strategically positioned CCM heat transfer front logo. Provides left front and back embellishment zones.

**CONTENT** 52% cotton, 48% polyester.  
140gsm with moisture wicking.



12  
BLACK



T9  
NAVY



05  
RED

[J4786]  
**HD SUIT  
JACKET**

SIZES SR XS - XXL  
JR 120 - 160cl



BODY	3M Thinsulate Insulation. Elastic waist with bungee cord. Side pockets with reflective tape. YKK zippers on side pockets and closing zipper. Inside pocket and opening for ventilation in the back.	LOGO	Flat embroidery
INSIDE	3M Thinsulate 60g-140g.	CONTENT	100% polyester



12  
BLACK



T9  
NAVY

[PN4787]  
**HD SUIT  
PANT**

SIZES SR XS - XXL  
JR 120 - 160cl



BODY	Tactical DEGREE. Adjustable waistband with drawcord. YKK zipper.	LOGO	Flat embroidery
INSIDE	Fellex 80g.	CONTENT	100% polyester, 130gsm



12  
BLACK



4B  
DARK  
HEATHER  
GREY



05  
RED

BOOKING ONLY



BOOKING ONLY

64  
COLLEGIATE  
ROYAL



T9  
NAVY

BOOKING ONLY

[F4788]  
**FULL ZIP CVC  
HOODY SR**

SIZES SR S - XXL  
JR S - XL

BODY	Kangaroo style pocket, full zip	CONTENT	50% Polyester / 50% Cotton - 305g - Rib 280g, Ultimate comfort.
LOGO	CCM screenprint logo		



12  
BLACK



T9  
NAVY

[PN7534]  
**TEAM SWEAT  
PANT**

SIZES SR XS - XXL  
JR 120 - 160CL

BODY	Relaxed.	CONTENT	50% Cotton, 50% Polyester, 305 gsm
LOGO	Embroidery		



12  
BLACK

[J5320]  
**WINTER  
JACKET**

**SIZES** SR XS - XXL  
JR XS - XL



**BODY/  
INSIDE**  
Features zippered pockets, thick rib knit cuffs, reflective tape at back yoke, adjustable hem with bungee and cordlock, adjustable sleeve opening with velcro, detachable hood with zipper (SR only), CCM embossed gros grain tape on shoulder/sleeves.  
200gsm insulation (body/hood), 100gsm insulation (sleeves), microfleece inside collar, zipper for post-embellishment access, inner drop-in pocket with Velcro closure.

**LOGO** Strategically positioned embroidered CCM logo provides full front and back embellishment zones.  
**CONTENT** 100% Polyester twill with grey film membrane, breathable 5000g/m2/24h, 136gsm



12  
BLACK

[WINTP]  
**WINTER  
PARKA**

**SIZES** SR XS - XXL



**BODY/  
INSIDE**  
Tactical DEGREE. Adjustable, elasticized waist drawcord. Adjustable hood opening with bungee. Heavy duty center front YKK 2-way zipper. Hand warmer pockets at chest.  
FelleX 340g body, 150g slv and hood.

**LOGO** Flat embroidery.  
**CONTENT** 100% polyester, 130gsm



12  
BLACK

[J4789]  
**BOMBER  
JACKET**

**SIZES** SR XS - XXL



**BODY/  
INSIDE**  
3M Thinsulate Insulation. Ribbed cuffs at waist, arms and neck. Inside pocket. YKK zipper on side pockets and closing zipper.  
3M Thinsulate 60g-140g

**LOGO** Flat embroidery  
**CONTENT** 100% polyester



4G  
HEATHER  
BLACK



4B  
DARK GREY  
HEATHER



5C  
HEATHER  
NAVY

[T7926 / YT T7926] \*BOOKING ONLY  
**PREMIUM TECH  
TEE**

**SIZES** SR S - XXL  
JR S - XL



**BODY** Set-in sleeves with mesh inserts at shoulders and flatlock seams.  
**LOGO** CCM reflective rubber print logo + Printed CCM logo on back neck.

**CONTENT** 84% polyester / 16% spandex (190g). Moisture wicking.  
**OTHER** Heather Black (4G), Heather Navy (5C), Dark Grey Heather (4B)



12  
BLACK



T9  
TRUE  
NAVY



19  
CHARCOAL

[S7977 / YT S7977] \*BOOKING ONLY  
**TEAM WOVEN  
SHORT**

**SIZES** SR S - XXL  
JR S - XL



**BODY /  
INSIDE**  
Lightweight and quick-drying, the Team Woven Short was made for training and everyday wear. Designed with moisture-wicking technology and mesh side panels to keep you dry, this must-have also flaunts an exposed CCM jacquard elastic at the back. Bonus features include an adjustable waistband with drawcord and zipped side pockets. 9" inseam length.

**LOGO** CCM 3D silicone print logo.  
**CONTENT** 100% polyester woven fabric.  
**COLORS** Black (12), True Navy (T9), Charcoal (19)



[TTEE]  
**TRAINING TEE**

SIZES SR XS - XXL  
JR 120 - 160CL



BODY Tactical DRY

CONTENT 56% Cotton, 40% Polyester, 4% Spandex, 165gsm, Moistire wicking

LOGO Heat transfer



[S6143]  
**TRAINING SHORT**

SIZES SR XS - XXL  
JR XS - XL



BODY New fabric and cut with better fit and feel. Drawstring in the waist to adjust sizing.

LOGO CCM Embroidery.

CONTENT 94% Polyester 6%Spandex



[DRYLANDKIT]  
**DRYLAND KIT**

SIZES SR S - XXL  
JR 120 - 160CL



BODY Short sleeve shirt, shorts, socks are Tactical Dry moisture management. straight set in sleeves, round neck, treatment

LOGO Screen print

BAG Gym bag with header card

CONTENT Tee: 89%poly/ 11%spdx, 175gsm. Short: 50%poly/ 38%cttn/ 12%rayon, 180gsm. Socks: 80%cttn/ 20%nylon. Bag: 100% PU



[ONEPIECE]  
**ONE PIECE UNDERWEAR**

SIZES SR S - XXL  
JR XS - XXL

BODY One-piece integrated design, straight set in sleeves, center front zipper, round neck

CONTENT 100% Polyester

LOGO CCM Screen print



[SS3756]  
**SHOWER SANDAL**

SIZES EUR 36 - 46

BODY This sandal offers a quick drying ease with a foot bed designed for extra comfort. Eva Lightweight cushioning shower sandal is great for the locker room.

CONTENT 100% Polyester

LOGO Printed CCM Logo



12  
BLACK



T9  
NAVY



05  
RED

[C3723]  
**TEAM ADJUSTABLE  
CAP**

SIZES SR OSFA  
JR OSFA

LOGO Big logo on front.

COLORS Black, Navy, Red



12  
BLACK



T9  
NAVY



05  
RED

[C3722]  
**TEAM FLEXFIT  
CAP**

SIZES SR S/M, L/XL

LOGO Big logo on front.

COLORS Black, Navy, Red



12  
BLACK



T9  
NAVY



05  
RED

[C4790]  
**TEAM KNIT  
BEANIE**

SIZES SR OSFA

BODY Ribbed knit beanie.

CONTENT 100% Acrylic

LOGO 3D white embroidered CCM logo on the front.



12  
BLACK

[C4822]  
**TEAM FLEECE  
POM KNIT**

SIZES SR OSFA

BODY Cuffed knit with a soft polar fleece lining and whitejacquard stripes. Chunky multi-color pom and ribbed cuff.

CONTENT 100% Acrylic

LOGO Patch logo





[NGSHIRT]  
**NECKGUARD LONG SLEEVE  
 COMPRESSION TOP**

SIZES SR S - XXL  
 JR S - XL

BODY Moisture wicking. Anti-odor and bacteria.  
 EU certified. Athletic fit. Cut fabric neck  
 and collarbone.

CONTENT 85% Polyester, 15% Spandex



[PERFCOMPLS]  
**PERFORMANCE LONG SLEEVE  
 COMPRESSION TOP**

SIZES SR S - XXL  
 JR S - XL

BODY Odor resistant. Moisture wicking.  
 Breathable mesh

CONTENT 85% Polyester, 15% Spandex

FIT 4-way stretch



[CLSGRIP]  
**COMPRESSION LONG SLEEVE TOP  
 WITH GEL APPLICATION**

SIZES SR S - XXL  
 JR S - XL

BODY Dry and cool with breathable mesh.  
 Odor resistant

CONTENT 85% Polyester, 15% Spandex

FIT Anatomical fit



[CUTRLS]  
**CUT RESISTANT COMPRESSION  
 LONG SLEEVE TOP**

SIZES SR S - XXL

BODY Cut Compression Zones

CONTENT 85% Polyester 15% Elastane

FIT Anatomical fit



[PADDGLS]  
**PADED GOALIE  
 LONG SLEEVE TOP**

SIZES SR S - XXL  
 JR S/M - L/XL

BODY Dry and cool. Odor resistant. Breathable mesh.  
 Padded protection zones

CONTENT 85% Polyester, 15% Spandex

FIT Stretch.



[CSJOCK]  
**COMPRESSION SHORT WITH JOCK/TABS**

SIZES SR S - XXL  
JR S - XL

BODY Dry and cool with breathable mesh.  
Odor resistant

CONTENT 85% Polyester, 15% Spandex

FIT Anatomical fit



[CSJILL]  
**COMPRESSION SHORT WITH JILL/TABS**

SIZES SR S - XXL

BODY Dry and cool with breathable mesh.  
Odor resistant

CONTENT 85% Polyester, 15% Spandex

FIT Anatomical fit



[PCSHORT]  
**PERFORMANCE COMPRESSION SHORT**

SIZES SR S - XXL

BODY Odor resistant. Moisture wicking

CONTENT 85% Polyester, 15% Spandex

FIT 4-way stretch.



[PCPANT]  
**PERFORMANCE COMPRESSION PANT**

SIZES SR S - XXL  
JR S - XL

BODY Odor resistant. Moisture wicking

CONTENT 85% Polyester, 15% Spandex

FIT 4-way stretch.



[CUTRPJ]  
**CUT RESISTANT COMPRESSION PANT WITH JOCK/TABS**

SIZES SR S - XXL  
 JR S - XL

BODY Cut compression zones

CONTENT 85% Polyester / 15% Elastane

FIT Anatomical fit



[CUTRS]  
**CUT RESISTANT COMPRESSION SHORT WITH JOCK/TABS**

SIZES SR S - XL

BODY Cut resistant zones

CONTENT 85% Polyester / 15% Elastane

FIT Anatomical fit



[CPJOCK]  
**COMPRESSION PANT WITH GEL APPLICATION/JOCK/TABS**

SIZES SR S - XXL  
 JR S - XL

BODY Dry and cool with breathable mesh.  
 Odor resistant

CONTENT 85% Polyester, 15% Spandex

FIT Anatomical fit



[CPJILL]  
**COMPRESSION PANT WITH JILL/TABS**

SIZES SR S - XXL

BODY Dry and cool with breathable mesh.  
 Odor resistant

CONTENT 85% Polyester, 15% Spandex

FIT Anatomical fit



[COMPRPANT]  
**COMPRESSION PANT WITH GEL APPLICATION**

SIZES SR S - XXL

BODY Dry and cool with breathable mesh.  
 Odor resistant

CONTENT 85% Polyester, 15% Spandex

FIT Anatomical fit



[PLSS]  
**PERFORMANCE SHORT SLEEVE  
 LOOSE FIT TOP**

SIZES SR S - XXL

BODY	Odor resistant. Moisture wicking	CONTENT	95% Polyester, 5% Spandex
FIT	Athletic fit		



[PLLS]  
**PERFORMANCE LONG SLEEVE  
 LOOSE FIT TOP**

SIZES SR S - XXL

BODY	Odor resistant. Moisture wicking	CONTENT	95% Polyester, 5% Spandex
FIT	Athletic fit		



[PLSHORT]  
**PERFORMANCE  
 LOOSE FIT SHORT**

SIZES SR S - XXL

BODY	Odor resistant. Moisture wicking	CONTENT	95% Polyester, 5% Spandex
FIT	Athletic fit		

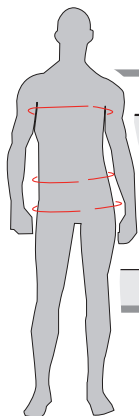


[PLPANT]  
**PERFORMANCE  
 LOOSE FIT PANT**

SIZES SR S - XXL

BODY	Odor resistant. Moisture wicking	CONTENT	95% Polyester, 5% Spandex
FIT	Athletic fit		

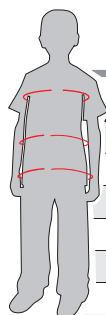
## MEN BODY MEASUREMENTS (measurements shown are in inches)



ALPHA SIZE	2XS	XS	S	M	L	XL	2XL	3XL
CHEST CIRCUMFERENCE	31 1/2 - 34	34 - 36 1/4	36 1/4 - 39 3/8	39 3/8 - 42 1/2	42 1/2 - 46 1/2	46 1/2 - 51	51 - 56	56 - 60 3/8
WAIST CIRCUMFERENCE	26 3/4 - 29	29 - 31 1/2	31 1/2 - 34 5/8	34 5/8 - 37 3/4	37 3/4 - 41 3/4	41 3/4 - 47	47 - 52	52 - 57
HIPS CIRCUMFERENCE	32 1/4 - 33 1/2	33 1/2 - 34 1/2	34 1/2 - 36	36 - 39	39 - 42	42 - 45 5/8	45 5/8 - 53	53 - 57
INSEAM (SKATE PANT)	-	29 1/2	30	30 1/2	31	31 1/2	32	32 1/2
INSEAM (CUFFED PANT)	-	29 1/2	29 1/2	29 1/2	29 1/2	29 1/2	29 1/2	29 1/2

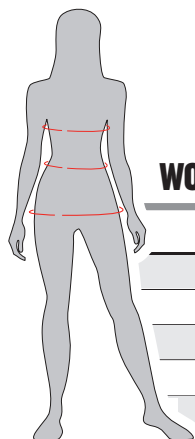
NUMERIC SIZE	28	30	32	34	36	38	40
WAIST CIRCUMFERENCE	29 1/2	31 1/2	33 1/2	35 1/2	37 1/2	39 1/2	41 1/2
INSEAM (PN7385)	32	34	34	34	34	34	34
INSEAM (S7386)	9	10	10	10	10	10	10

## YOUTH BODY MEASUREMENTS (measurements shown are in inches)



AGE GROUP / SIZE	3-5 / 2XS	5-7 / XS	7-9 / S	9-11 / M	11-13 / L	13-15 / XL
CHEST CIRCUMFERENCE	22 - 24	24 - 25 1/4	25 1/4 - 28	28 - 30 3/4	30 3/4 - 34	34 - 36
WAIST CIRCUMFERENCE	21 1/2 - 22	22 - 23 1/4	23 1/4 - 25	25 - 26 3/4	26 3/4 - 28 3/4	28 3/4 - 30
HIPS CIRCUMFERENCE	23 5/8 - 25 1/4	25 1/4 - 26 3/4	26 3/4 - 29 1/4	29 1/4 - 32	32 - 35	35 - 37
INSEAM (SKATE PANT)	18	20	22	24	27	29
INSEAM (CUFFED PANT)	15 7/8	18 1/2	21 3/8	23 5/8	25 3/4	28 1/8
INSEAM (SHORTS)	5	6 1/8	6 1/2	7 3/8	8	8 5/8

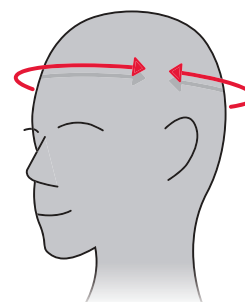
## WOMEN BODY MEASUREMENTS (measurements shown are in inches)



ALPHA SIZE	XS	S	M	L	XL
CHEST CIRCUMFERENCE	32 1/4 - 34 5/8	34 5/8 - 37	37 - 39 3/4	39 3/4 - 43	43 - 46 1/2
WAIST CIRCUMFERENCE	26 - 28 3/8	28 3/8 - 30 3/4	30 3/4 - 33 1/2	33 1/2 - 37	37 - 41
HIPS CIRCUMFERENCE	36 - 38 1/4	38 1/4 - 40 1/2	40 1/2 - 43 1/4	43 1/4 - 46	46 - 49 1/4
INSEAM SKATE PANT	30 1/2	30 1/2	30 1/2	30 1/2	30 1/2
INSEAM LEGGING	26 1/2	27	27 1/2	28	28 1/2

## MEASUREMENT FOR ADULT HEADWEAR

INCHES	CM	HAT SIZE		
		FITTED	FLEX	ADJUSTABLE
20 1/8	51.1	6 3/8	YOUTH	ONE SIZE YT (OSFA)
20 1/2	52	6 1/2		
20 7/8	53	6 5/8		
21 1/4	53.9	6 3/4		
21 5/8	54.9	6 7/8		
22	55.9	7	S/M	ONE SIZE AD (OSFA)
22 3/8	56.8	7 1/8		
22 3/4	57.8	7 1/4		
22 1/8	58.7	7 3/8	L/XL	
23 1/2	59.7	7 1/2		
23 7/8	60.6	7 5/8		
24 1/4	61.6	7 3/4	XL/XXL	
24 5/8	62.5	7 7/8		
25	63.5	8 1/4		



Body sizing: Size specifications are based on body sizing measurements. Use this size chart as a guideline when ordering, allow enough room for ease of movement. Sleeve Length: Measure from the center back of the neck, over the point of shoulder and down the outer side of the arm to the wrist bone. Chest: Measure just under the arms. Waist: Loosely measure the narrowest circumference of the waist. Size charts are for reference only. Fit may vary depending on the construction and materials.

### APPAREL FEATURES



Put sweat in its place Tactical Dry wicks moisture away from your skin, helping you stay drier and comfortable.



Your body is an amazing heat source Tactical Degree traps body heat and sweat escape.



Stay cool and comfortable Tactical Cool uses ventilation, moisture management and fabric construction to help aid the release of heat.



[EBP390WH]  
**390 PLAYER**  
WHEELED BACKPACK

**SIZES** 18" L X 26" H X 17" W  
(VOLUME: 7,956 INCH<sup>3</sup>)

MATERIALS	600D & 420D honeycomb ripstop polyester reinforced along the bottom with tarpaulin fabric.
WHEELS	All-terrain wheels.
COMPARTMENTS	One main compartment with skate pockets at the sides and an accessory pocket at the front.
BACKING	2 padded and reinforced backpack straps.
HANDLES	Branded retractable pull handle .
ACCESSORIES	Player ID pocket.
COLORS	Black, Black / Red, Navy / White



[EBP380WH]  
**380 PLAYER DELUXE**  
WHEELED BAG

**SIZES** 37" L X 19" H X 16.5" W  
(VOLUME: 11,600 INCH<sup>3</sup>)

MATERIALS	600D & 420D honeycomb ripstop polyester reinforced along the bottom with tarpaulin fabric.
WHEELS	All-terrain wheels.
COMPARTMENTS	One main compartment with skate pockets at each end.
HANDLES	Reinforced webbed side and end handles.
INTERNAL	Wide mesh laundry pocket with zipper.
ACCESSORIES	Accessory pocket inside / Player ID pocket
COLORS	Black, Black / Red



[EBP370WH]  
**370 PLAYER BASIC**  
WHEELED BAG

**SIZES** 37" L X 19" H X 16.5" W  
(VOLUME: 11,600 INCH<sup>3</sup>)  
33" L X 17" H X 15.5" W  
(VOLUME: 8,695 INCH<sup>3</sup>)

MATERIALS	600D & 420D honeycomb ripstop polyester reinforced along the bottom with tarpaulin fabric.
WHEELS	All-terrain wheels.
COMPARTMENTS	One main compartment with skate pockets at each end.
HANDLES	Reinforced webbed side and end handles.
INTERNAL	Wide mesh laundry pocket with zipper.
ACCESSORIES	Accessory pocket inside / Player ID pocket
COLORS	Black, Black / Red



[EBP350]  
**350 PLAYER DELUXE**  
CARRY BAG

**SIZES** 37" L X 19" H X 16.5" W  
(VOLUME: 11,600 INCH<sup>3</sup>)  
33" L X 17" H X 15.5" W  
(VOLUME: 8,695 INCH<sup>3</sup>)

MATERIALS	600D & 420D honeycomb ripstop polyester reinforced along the bottom with tarpaulin fabric.
COMPARTMENTS	One main compartment with a skate pocket at each end.
HANDLES	Reinforced webbed side and end handles.
INTERNAL	Wide mesh laundry pocket with zipper.
ACCESSORIES	Accessory pocket inside / Player ID pocket
COLORS	Black, Black / Red, Navy / White



[EBP340]  
**340 PLAYER BASIC**  
CARRY BAG

**SIZES** 37" L X 19" H X 16.5" W  
(VOLUME: 11,600 INCH<sup>3</sup>)  
33" L X 17" H X 15.5" W  
(VOLUME: 8,695 INCH<sup>3</sup>)

MATERIALS	600D & 420D honeycomb ripstop polyester reinforced along the bottom with tarpaulin fabric.
COMPARTMENTS	One main compartment.
HANDLES	Reinforced webbed side and end handles.
INTERNAL	Wide mesh laundry pocket with zipper.
ACCESSORIES	Accessory pocket inside / Player ID pocket
COLORS	Black



[EBP320WH]  
**320 PLAYER CORE**  
 WHEELED BAG

**SIZES** 38" L X 18" H X 16" W  
 (VOLUME: 10,944 INCH<sup>3</sup>)  
 32" L X 16" H X 14" W  
 (VOLUME: 7,168 INCH<sup>3</sup>)

MATERIALS	600D polyester construction.
WHEELS	All-terrain wheels.
HANDLES	2" webbed handles.
LOGO	Oversized screen-printed CCM Logo.
COLORS	Black



[EBP310]  
**310 PLAYER CORE**  
 CARRY BAG

**SIZES** 38" L X 18" H X 16" W  
 (VOLUME: 10,944 INCH<sup>3</sup>)  
 32" L X 16" H X 14" W  
 (VOLUME: 7,168 INCH<sup>3</sup>)  
 24" L X 15" H X 13.5" W  
 (VOLUME: 4,860 INCH<sup>3</sup>)

MATERIALS	600D polyester construction.
HANDLES	2" webbed handles
LOGO	Oversized screen-printed CCM Logo.
COLORS	Black



[EBTPRO]  
**PRO TEAM**  
 BAG

**SIZES** 32" L X 20" H X 15" W  
 (VOLUME: 9,600 INCH<sup>3</sup>)

MATERIALS	Pro heavy-duty water-resistant tarpaulin.
WHEELS	Both side panels blank so you can proudly display your team logo.
HANDLES	Reinforced webbed side and end handles.
LOGO	Internal mesh accessory pocket with zipper / Player ID pocket
COLORS	Black



BLACK



RED



NAVY

[EBCOREPRO]  
**PRO CORE**  
 BAG

**SIZES** 32" L X 20" H X 15" W  
 (VOLUME: 9,600 INCH<sup>3</sup>)

MATERIALS	Pro-quality 600D polyester construction.
COMPARTMENTS	2 large accessory pockets inside.
EXTERIOR	One removable side panel so you can proudly display your team logo.
HANDLES	Reinforced webbed handles at each end.
ACCESSORIES	Player ID pocket
COLORS	Black, Navy, Red



[EBSPB]  
**SPORT**  
 BAG

**SIZES** 24" L X 13" H X 12" W  
 (VOLUME: 3,744 INCH<sup>3</sup>)

MATERIALS	600D polyester construction.
COMPARTMENTS	Oversized end pockets.
HANDLES	Webbed handle with padded Uni-Grip + removable and adjustable shoulder strap.
ACCESSORIES	Player ID pocket.
COLORS	Black



BLACK

[EBBFCCM]  
**BUSINESS**  
 BRIEF CASE

**SIZES** 16" LX 12" H X 6.5" W

MATERIALS	900D polyester construction.
POCKETS	Multiple zippered accessory pockets.
INTERIOR	Padded laptop compartment and organizer pockets for accessories.
HANDLE	Padded carry handle and adjustable shoulder strap.
ACCESSORY	Secure webbing strap on back panel slides over any retractable luggage. Handle system for ease of transport.



[EBTEAMBK]  
**TEAM**  
 BACKPACK

**SIZES** 13" W X 18.5" H X 7.5" D

MATERIALS	600D ripstop polyester construction - Lightweight and made to last.
COMPARTMENTS	Spacious main compartment + accessory pockets.
INTERIOR	Padded laptop sleeve.
HANDLES	Padded straps and back
LOGO	Front panel blank so you can proudly display your team logo.
COLORS	Black



[EBSMBGCCM]  
**TOILETRY**  
 BAG

**SIZES** 10.75" LX 6" H X 4.75" W

MATERIALS	Pro heavy-duty water-resistant tarpaulin.
COMPARTMENTS	Mesh pocket inside.
COLORS	Black



[EBPUCKDLX]  
**DELUXE PUCK**  
 BAG

**SIZES** 11" LX 13" H X 9" W

MATERIALS	1680D nylon/polyester construction with foam-insulated liner.
COMPARTMENTS	Holds approximately 60 pucks.
HANDLES	Adjustable/removable strap with non-slip foam pad.
COLORS	Black





[EBSTI]  
**STICK**  
BAG

SIZES 71" L X 14.5" H

MATERIALS	Heavy-duty polyester.
COMPARTMENTS	Holds 2 sticks.
HANDLES	Easy-to-carry strap.
COLORS	Black



[EBTSTIWH]  
**TEAM WHEELED STICK**  
BAG

SIZES 77" L X 10" H X 15" W

MATERIALS	Heavy-duty water-resistant tarpaulin.
WHEELS	All-terrain wheels.
COMPARTMENTS	Holds 70+ player sticks.
HANDLES	Easy-to-carry strap.
COLORS	Black



[EBSKBAG]  
**SKATE**  
BAG

SIZES 15.5" L X 12" H X 8.5" W

MATERIALS	600D polyester construction provides long-term durability
COMPARTMENTS	One large skate pockets
HANDLE	Black/Yellow, Black/Red



[EBHELMET]  
**HELMET**  
BAG

SIZES OSFA 19.5" X 17"


MATERIALS	Tricot bag to keep your helmet in best condition
INTERIOR	Soft tricot interior
HANDLE	Pull string closure to keep your helmet inside



[NGPRO]  
**PRO CUT RESISTANT BIBBED  
NECK GUARD**

SIZES SR, JR

FIT	SOFT MOLDED SHAPE AROUND THE NECK WITH BIB	Incredibly comfortable and flexible.
MATERIAL	CUT-RESISTANT MATERIAL	Must-have cut protection that breathes.
INTERIOR	SOFT LINER	Prevents skin irritation.
ADJUSTABLE	ADJUSTABLE VELCRO STRAP	Customize your best fit.
CERTIFICATION	CE- AND BNQ-CERTIFIED PROTECTION	



[MGSISUAERO] [MGSISUKID]  
**NEXT-GEN  
CUSTOM MOUTHGUARD**



SIZES SR, JR

TECHNOLOGY	CRUMPLE ZONE TECHNOLOGY	Stronger than standard EVA Mouthguard for maximum impact absorption.
THICKNESS	1.6MM - 50% THINNER THAN STANDARD EVA MOUTHGUARD FOR IMPROVED COMFORT	
PERFORMANCE	RE-ENGINEERED PERFORATIONS TO STRENGTHEN	
ADJUSTABLE	CUSTOM-FITTED IN UNDER 2 MINUTES WITH THE OPTION TO RE-MOLD FOR THE ULTIMATE FIT.	
CERTIFICATION	WHITE, RED	



[ACNGPRO]  
**CCM PRO NECK GUARD**



FIT	SOFT TWO-PIECE CONSTRUCTION	Offers a high level of comfort and freedom of movement.
MATERIAL	DYNEEMA CUT RESISTANT MATERIAL	Helps prevent injuries from cuts while, increasing breathability.
ADJUSTABLE	ADJUSTABLE VELCRO+ STRAP WITH ARM LOOP	Provides easy and secure custom fit
CERTIFICATION	CE-APPROVED CERTIFIED PROTECTION	
	COLOR BLACK, WHITE	



[ACNGX30]  
**CCM X30 NECK GUARD**

MATERIAL	BIG FRONT PLATE FOR EXTRA PROTECTION	Offers a high level of comfort and freedom of movement
ADJUSTABLE	SOFT VELCRO+ ADJUSTABLE NECKGUARD	Helps prevent injuries from cuts while, increasing breathability
CERTIFICATION	CE-APPROVED CERTIFIED PROTECTION	Prevents from skin irritation
	COLOR BLACK	



[ACBOTTLE] 700 ml - WATER BOTTLE  
[ACBOTTLE09] 900 ml - WATER BOTTLE W/TUBE

**WATER BOTTLES**



[ACGOALCCM]  
**STREET HOCKEY  
 GOAL**

SIZES 72" W X 48" H X 30" D  
 54" W X 44" H X 20" D

CONSTRUCTION	Welded steel tube, rigid construction
LOOPS	Welded metal loops, easy and fast to thread net
PAINT	Powder coating finish resists various weather conditions
NET	Durable mesh net
	Easy assembly, no tools required



[ACTUTOICE]  
**ICE SHOOTER  
 TUTOR**

SIZES 72" W X 48" H

CONSTRUCTION	Heavy duty polyester with pvc backing construction
STRAPS	Bungee cords for durability
DESIGN	5-Hole design with 4 mesh pockets
	* Actual goal not included



[ACTUTOCCM]  
**STREET SHOOTER  
 TUTOR**

SIZES 54"

CONSTRUCTION	Heavy duty tarpaulin construction
STRAPS	Easily adjustable velcro <sup>®</sup> fasteners
FEATURING	Carey Price
	* Actual goal not included



[ACMINICCM]  
**CCM MINI HOCKEY  
 SET**

CONSTRUCTION	Durable construction
SHAPE	Top shelf pro style mini net
NET	Sleeve netting for easy and fast assembly
INCLUDEED	2 mini goals, 2 sticks, 1 ball



[ACCBRD]  
**COACHING BOARD**

SIZES 16" X 10" / 45CM X 25CM

MARERIAL	PE construction with clip for erasable marker
VIEW	Large board with full ice view
INCLUDED	Black erasable marker included



SILVER/  
BLACK

[SOCKCUT5]  
**SKATE SOCK PRO CUT**

SIZES S, M, L, XL

Dyneema®

CUTE<sup>2.0</sup>TEC™

CE

BAMBOO RAYON	DYNEEMA®, THE WORLD'S STRONGEST FIBER™	Low weight and abrasion resistant for exceptional cut protection without compromising comfort
COMPRESSION	PROTECTIVE TESTING RATING:	Level 2 for ASTM (2005) and EN388
BOLD	CUTE <sup>2.0</sup> ™ COPPER FIBER	Provides anti-odor, hygienic protection and skin wellness for the wearer.
CONTENT	40% DYNEEMA® / 30% NYLON / 15% GLASS / 1.0% POLYESTER / 5% SPANDEX.	Content Level 5. Strategically positioned yarns to maximize safety and comfort.

ITEM NO.	DESCRIPTION	COLOR	SHOE SIZE	LENGTH
11600	PROLINE CUT RESISTANT LEVEL 5	SILVER/BLACK	SMALL 2-4	KNEE
11601	PROLINE CUT RESISTANT LEVEL 5	SILVER/BLACK	MEDIUM 5-7	KNEE
11602	PROLINE CUT RESISTANT LEVEL 5	SILVER/BLACK	LARGE 8-10	KNEE
11603	PROLINE CUT RESISTANT LEVEL 5	SILVER/BLACK	X-LARGE 11-13	KNEE



12  
BLACK

[SOCKBAMBC / SOCKBAMBK]  
**PROLINE BAMBOO**

SIZES S, M, L, XL

BAMBOO RAYON	Bamboo is a biodegradable, naturally anti-microbial, anti-fungal and hypoallergenic fiber.
COMPRESSION	2" compression arch support provides foot fatigue relief by promoting circulation.
BOLD	Knee or calf length
CONTENT	61% Bamboo Rayon, 25% Rubber, 10% polyester, 2% Nylon, 2 % spandex



12  
BLACK

[SOCKBASIC]  
**BASIC SOCK**

SIZES 34-38, 39-40, 41-42, 43-44, 45-46

BODY	Knee Length
CONTENT	80% Cotton / 20% Polyamide



[ACLOOP]  
**AC LAUNDRY LOOP**

SALES LOT \* 50 PER PACK



[SKATETOWEL]  
**SKATE TOWEL**

SPEC	14" x 22"
LOGO	Embossed CCM Logo.
CONTENT	90% Polyester / 10% Nylon - Suede microfiber
COLOR	BLACK



[BATHTOWEL]  
**SKATE TOWEL**

SPEC	150cm x 70cm
LOGO	jacquard
CONTENT	100% cotton, 450gsm
COLOR	BLACK



[ACPROLINE]  
**PROLINE GREEN** SIZES 500ML, 215ML

NEUTRALIZER	Neutralizes odor with environmental chemistry technology
DESTROYER	Eliminates odors using harmless bacteria. Pro green is used and recommended to
FUNCTION	Eliminate foul odors on all sports equipment



[ACPROLINE]  
**PROLINE GLOVE** SIZES 115ML

NEUTRALIZER	Neutralizes odor with environmental chemistry technology
DESTROYER	Eliminates odors using harmless bacteria. Pro green is used and recommended to
FUNCTION	Eliminate foul odors on all sports equipment



[ANTI-FOG]  
**PROLINE ANTI-FOG & CLEANER** SIZES 120ML

SPECS.	This special revolutionary formula provides a clean, anti-static, high performance anti-fog treatment in an easy to use convenient pump spray. Proclear is ideal for use on visors, ski masks, helmet shields, or any other surface where fog may develop.
--------	--



[ACSTEP]  
**CCM EASY STEP**

SIZES OSFA

MATERIAL	Hard PE material for long-term durability
ADJUSTMENT	Easy length adjustment system for custom fit
FIT	Compatible with all skate blades and holders
LOGO	CCM logo prints
SALES LOT	25 Pairs



[ACPLSOA]  
**CCM PROLINE SOAKER**

SIZES SR COLORS BLACK, RED

MATERIAL	Water resistant Nylon as outer material.
CONSTRUCTION	Terry liner that absorbs excess water durable elastic band to slip-on all skates
LOGO	CCM tab in heel



[ACBCVRCCM]  
**CCM BLADE COVER**

SIZES SR COLORS BLACK

MATERIAL	Cotton
CONSTRUCTION	Terry cloth absorbs water from the blade durable elastic band to slip-on all skates
LOGO	CCM tab in heel




[ACSOAKERSG]  
**CCM PROLINE SKATEGUARD**

SIZES OSFA  
COLORS BLACK

MATERIAL	Water resistant Nylon.
CONSTRUCTION	Inner molded eva faom and vci impregnated liner durable elastic band to slip-on all skates
LOGO	CCM tab in heel


[ACGUPSGB]  
**SKATEGUARD PSG 1 BK**

SIZES OSFA  
SALES LOT 25 PAIRS



[ACGUPSG]  
**SKATEGUARD PSG 1 MIX**

SIZES OSFA \*MIXED COLORS  
SALES LOT 25 PAIRS



[ACGUUNI]  
**SKATEGUARD UNI #1 MIX**

SIZES OSFA  
SALES LOT 25 PAIRS





[ACLACEWAX]  
**CCM LACES PROLINE WAXED**

SIZES	244-330 cm
COLOR	Yellow (07), Black (14), White (15)
SALES LOT	6



[ACLACEWIDE]  
**CCM LACES PROLINE WIDE**

SIZES	244-330 cm
COLOR	Yellow (07), Black (14), White (15)
SALES LOT	6



[ACLACEWXT]  
**CCM LACES WAXED TEAM**

SIZES	244, 274, 305, 330 cm
COLOR	White (15)
SALES LOT	36-Pack



[ACLWIDT]  
**CCM LACES WIDE TEAM**

SIZES	244, 274, 305, 330 cm
COLOR	White (15)
SALES LOT	36-Pack

[PUCK3P]

**PUCK CCM JR 3 PACK**

SALES LOT 3 PACK 1 PACK

[PUCKTP]

**PUCK CCM TRAINING 3 PACK**

SALES LOT 3 PACK 1 PACK

[PUCKLBP]

**PUCK CCM LIGHT BLUE 3 PACK**

SALES LOT 3 PACK 1 PACK

[PUCK]

**PUCK CCM JR**

SALES LOT 100/10

[PUCK]

**PUCK CCM SR**

SALES LOT 100

[PUCKSWE]

**PUCKS APPROVED "SWEDEN"**

SALES LOT 100

[PUCKLB]

**PUCK LIGHT BLUE**

SALES LOT 1 PACK 100/10

[PUCKSWESF]

**PUCKS APPROVED "SWEDEN" SMUDGE FREE**

SALES LOT 1 PACK 100/10

[PUCKSF]

**PUCK CCM SMUDGE FREE**

SALES LOT 1 PACK 100/10

**TAPE CLOTH**

	ART. NO	COLORS	SALES LOT
25 MM X 20 M	TAPECLOTHS	BLK (14), WHI (15)	54
24 MM X 50 M	TAPECLOTHL	BLK (14), WHI (15)	48
36 MM X 25 M	TAPECLOTHM	BLK (14), WHI (15)	40



[TAPESHIN]

**TAPE SHIN**

	COLORS	SALES LOT
25 MM X 20 M	WHI (15), CLEAR (00)	100/10



[TAPECLEAR]

**TAPE CLEAR SHIN**

	COLORS	SALES LOT
24 MM X 30 M	CLEAR (00)	36



[TAPEFLEX]

**FLEX TAPE**

	COLORS	SALES LOT
38 MM X 4,5 M	RED (13), BLK (14)	192/32



[TAPEFRIC]

**FRICITION TAPE**

	COLORS	SALES LOT
19 MM X 18 M	BLACK (14)	108



[TAPETEAM]

**TAPE TEAM PACK CLOTH**

	COLORS	SALES LOT
24 MM X 25 M	BLK (14), WHI (15)	1 PACK, 72 PCS



[TAPEVALVEP]

**TAPE VALUE PACK (04)**

	COLORS	SALES LOT
4 PCS	2 CLEAR + 2 WHITE CLOTH	1 PACK







[ACPROE]  
**PRO JOCK STRAP**

CCM'S PRO JOCK IS DOUBLE STITCHED AND MADE OF HEAVY DUTY STRETCH MATERIAL.

- SPECS
- Cup with soft liner hard shell. Offers maximum protection & comfort around groin area.
  - 2.5" heavy duty stretch waistband. Provides better support & comfort.
  - Extra durable 1" thigh straps with double stitching.
  - Size: SR



[ACPROCE]  
**PRO JOCK 3 IN 1**

CCM'S PRO JOCK 3 IN 1 IS DOUBLE STITCHED AND MADE OF HEAVY DUTY STRETCH MATERIAL, WITH ROBUST RUBBER HOOKS AND ADJUSTABLE METAL FASTENERS.


- SPECS
- Cup with soft liner hard shell. Offers maximum protection & comfort around groin.
  - 2.5" heavy duty stretch waistband. Provides better support & comfort.
  - Extra durable 1" thigh straps with double stitching.
  - Robust rubber hooks with adjustable metal fasteners.
  - Size: SR



[ACGARTERE]  
**GARTER BELT**

CCM'S GARTER BELT IS MADE OF EXTRA DURABLE THIGH STRAPS WITH DOUBLE STITCHING, ROBUST RUBBER HOOKS, AND ADJUSTABLE METAL FASTENERS.

- SPECS
- Professional quality.
  - 2.5" heavy duty stretch with adjustable Velcro waistband.
  - Robust rubber hooks with adjustable metal fasteners.
  - Size: SR & JR



[ACSUSLOOPE]  
**SUSPENDERS WITH HOOKS**

CCM'S HOCKEY SUSPENDERS ARE MADE OF HEAVY DUTY ADJUSTABLE ELASTIC BANDS, ROBUST RUBBER HOOKS AND THEY OFFER THREE INDEPENDANT LOOPS.

- SPECS
- Professional quality.
  - 1.5" Heavy duty adjustable elastic band.
  - New improved robust rubber hooks.
  - Three independent loops.
  - Size: Sr & Jr



[ACSSTRAPE]  
**SHIN GUARD STRAPS**

CCM'S SHIN STRAPS ARE MADE OF HEAVY DUTY ELASTIC BANDS WITH LONG VELCRO ATTACHMENTS FOR A CUSTOMIZED FIT.

- SPECS
- Professional quality.
  - 1.5" Heavy duty adjustable elastic band.
  - New improved robust rubber hooks.
  - Three independent loops.
  - Size: Sr & Jr



[ACJCE]  
**3 IN 1 JOCK COMBO**

CCM'S 3 IN 1 JOCK COMBO HAS ROBUST RUBBER HOOKS, ADJUSTABLE METAL FASTENERS, AND A HEAVY DUTY STRETCH WAISTBAND FOR DURABILITY AND STABILITY.

- SPECS
- High level performance cup for maximum comfort.
  - 2.5" heavy duty stretch waistband.
  - Extra durable 1" thigh straps with double stitching.
  - Robust rubber hooks with adjustable metal fasteners.
  - Double Velcro pouch for cup stability.
  - Size: SR, JR & YT



[ACJE]  
**DELUXE SUPPORT WITH CUP**

CCM'S DELUXE SUPPORT WITH CUP IS DOUBLE STITCHED AND MADE OF HEAVY DUTY STRETCH MATERIAL. THE CUP POUCH HAS DOUBLE VELCRO FOR ADDED STABILITY.

- SPECS
- High level performance cup for maximum comfort.
  - 2.5" heavy duty stretch waistband.
  - Extra durable 1" thigh straps with double stitching.
  - Double Velcro pouch for cup stability.
  - Size: SR, JR & YT



[ACPELVICE]  
**WOMEN'S JILL PELVIC PROTECTOR**

CCM'S WOMEN'S JILL PELVIC PROTECTOR IS DOUBLE STITCHED & MADE OF HEAVY DUTY STRETCH MATERIAL.

- SPECS
- High level performance pelvic protector.
  - 2.5" knitted elastic waistband.
  - Extra durable 1" thigh straps with double stitching.
  - Size: SR & JR



[ACBITEE]  
**LACE BITE PROTECTOR**

SHAPE ERGONOMIC GEL PAD SHAPE FOR A BETTER FIT AND INCREASED COMFORT.

- SPECS
- Soft polyester sleeve with PU gel pad helps prevent lace bite.
  - Ergonomic gel pad shape for a better fit and increased comfort.

